

Black Country **Barometer** Reports<sup>1</sup>

Barometer Title:	Release Date:	Focus:
<b>Themed Reports:</b>		
<b>Black Country Education &amp; Skills Barometer</b>	November 2011	<ul style="list-style-type: none"> <li>This report focuses on the 'People indicators' in the Black Country Performance Management Framework.</li> <li>The report includes information on Worklessness, Skills, Qualifications, Pupil Performance and GCSE performance. A picture of current activity in terms of further and higher education as well as skills needs and factors effecting worklessness are also explored.</li> </ul>
<b>Black Country Competitiveness Barometer</b>	May 2011	<ul style="list-style-type: none"> <li>Based on the 2010 UK Competitiveness Index this barometer analyses the competitiveness of the Black Country in comparison to the rest of the country.</li> <li>The current business profile of the sub-region is also examined</li> </ul>
<b>Black Country Economic Assessment</b>	May 2011	<ul style="list-style-type: none"> <li>The Black Country Economic Assessment sits within The Black Country Strategy for Growth &amp; Competitiveness (The Black Country Study 2006) and The Black Country Core Strategy (2010).</li> <li>This report sets out the clusters that are key for the transformation of the Black Country Economy and the raising of our GVA per head to the UK average (total GVA of £33bn) by 2030:               <ul style="list-style-type: none"> <li>Advanced Manufacturing</li> <li>Building Technologies</li> <li>Transport Technologies including Aerospace</li> <li>Business Services</li> <li>Environmental Technologies (Cross Cutting)</li> </ul> </li> </ul>


<sup>1</sup> Where available data in the reports is provided by Black Country level including the breakdown by Local Authority level - Dudley, Sandwell, Walsall and Wolverhampton alongside West Midlands regionally and national comparatives.




Barometer Title:	Release Date:	Focus:
<b>Black Country IMD Barometer</b>	April 2011	<ul style="list-style-type: none"> <li>• <b>Results of the overall ID for the Black Country</b> and detailed maps illustrating the 7 sub-domains;</li> <li>• Income</li> <li>• Employment</li> <li>• Health, Deprivation &amp; Disability</li> <li>• Barriers to Housing and Services</li> <li>• Education, Skills and Training</li> <li>• Crime</li> <li>• The Living Environment</li> </ul>
<b>State of the Sub Region (including Exec Summary)</b>	Feb 2011	<ul style="list-style-type: none"> <li>• The 2011 edition of 'State of the Sub-Region' follows the format of last year's edition focusing on the <b>Performance Management Framework for the Black Country Strategy for Growth and Competitiveness</b></li> </ul>
<b>Black Country People Barometer</b>	Nov 2010	<ul style="list-style-type: none"> <li>• This report focuses on the 'People indicators' in the <b>Black Country Performance Management Framework</b>.</li> <li>• The report includes information on Worklessness, Skills, Qualifications, Pupil Performance and GCSE performance and Health. A picture of current activity in terms of further and higher education as well as skills needs and factors effecting worklessness are also explored.</li> </ul>
<b>Black Country Strategic Companies Report</b>	Nov 2010	<ul style="list-style-type: none"> <li>• Black Country Consortium Ltd in conjunction with partners recently updated the list of <b>'Black Country Strategic Companies'</b>. Over 300 companies have been identified and these firms provide a vital contribution to the Black Country economy. This report analyses this contribution in detail.</li> </ul>
<b>Black Country Canal Barometer</b>	Nov 2010	<ul style="list-style-type: none"> <li>• This report provides detailed information on Black Country <b>canal infrastructure</b>, including a history of the extensive system and the industry that has grown around it.</li> </ul>



Barometer Title:	Release Date:	Focus:
<b>Black Country Place Barometer</b>	October 2010	<ul style="list-style-type: none"> <li>This annual report focuses on the 'place indicators' of the Black Country's <b>Performance Management Framework</b>.</li> <li>This years report develops on last years strategic context by looking at the <b>Black Country as a place to invest</b>; including information on further and higher education, the visitor economy, rental prices of commercial property and house prices and builds.</li> </ul>
<b>Black Country Business Barometer</b>	June 2010	<ul style="list-style-type: none"> <li>This barometer examines data relating to the Black Country economy. This edition provides information on new <b>Business Statistics</b> covering <b>National Indicators 171</b> and <b>172</b> as well as providing data on <b>Business Survival Rates, Employment</b> and <b>Wage</b> data.</li> <li>Industries vulnerable to the low carbon agenda and impact of the recession on the third sector are also addressed.</li> </ul>
<b>State of the Sub-Region 2010</b>	March 2010	<ul style="list-style-type: none"> <li>The 2010 edition of 'State of the Sub-Region' follows the format of last year's edition focusing on the <b>Performance Management Framework for the Black Country Strategy for Growth and Competitiveness</b></li> </ul>
<b>Black Country People Barometer</b>	Nov 2009	<ul style="list-style-type: none"> <li>This report focuses on the 'People indicators' in the <b>Black Country Performance Management Framework</b>.</li> <li>The report includes information on Worklessness, Skills, Qualifications, Pupil Performance, GCSE performance including interventions, which help provide a picture of current activity.</li> </ul>
<b>Black Country Recession Intelligence</b>	Nov 2009	<ul style="list-style-type: none"> <li>This is the sixth Recession Intelligence Report giving timely information on the current economic situation in the Black Country.</li> </ul>
<b>Black Country Recession Intelligence</b>	Sept 2009	<ul style="list-style-type: none"> <li>This is the fifth Recession Intelligence Report giving timely information on the current economic situation in the Black Country.</li> </ul>



Barometer Title:	Release Date:	Focus:
<b>Black Country Recession Intelligence</b>	July 2009	<ul style="list-style-type: none"> <li>This is the fourth Recession Intelligence Report giving timely information on the current economic situation in the Black Country.</li> </ul>
<b>Black Country Strategic Companies</b>	July 2009	<ul style="list-style-type: none"> <li>Black Country Consortium Ltd in conjunction with partners recently updated the list of '<b>Black Country Strategic Companies</b>'. 163 companies have been identified and these firms provide a vital contribution to the Black Country economy. This report analyses this contribution in detail.</li> </ul>
<b>Black Country Place Barometer</b>	July 2009	<ul style="list-style-type: none"> <li>This new annual report focuses on the 'place indicators' in the <b>Black Country Performance Management Framework</b>.</li> <li>The report sets out the <b>strategic context</b> followed by information on <b>land transformation</b> capturing: <b>housing, employment land and brownfield land</b>. The report also includes information on the <b>perception</b> of the Black Country people as captured by the <b>Place Survey</b> and on the <b>Black Country Visitor &amp; Business Economy</b>.</li> </ul>
<b>Black Country Recession Intelligence</b>	May 2009	<ul style="list-style-type: none"> <li>This is the third Recession Intelligence Report giving timely information on the current economic situation in the Black Country</li> </ul>
<b>Black Country Business Barometer</b>	April 2009	<ul style="list-style-type: none"> <li>This new barometer examines data relating to the Black Country economy and replaces the Economic Barometers that used to be produced. This edition provides information on new <b>Business Statistics</b> covering <b>National Indicators 171</b> and <b>172</b> as well as providing data on <b>Business Survival Rates, Employment</b> and <b>Wage</b> data</li> </ul>
<b>Black Country Recession Intelligence</b>	March 2009	<ul style="list-style-type: none"> <li>This is the second Recession Intelligence Report giving timely information on the current economic situation in the Black Country</li> </ul>
<b>State of the Sub-Region: February 2009</b>	February 2009	<ul style="list-style-type: none"> <li>This new look 'State of the Sub-Region' continues to follow the themes of reports from previous years. This edition places focus on the <b>Performance Management Framework for the Black Country Strategy for Growth and Competitiveness</b> along with</li> </ul>




Barometer Title:	Release Date:	Focus:
		commentary and data relating to the <b>current economic situation</b> .
<b>Black Country Recession Intelligence</b>	January 2009	<ul style="list-style-type: none"> <li>Black Country Consortium Ltd. has set up a 'Black Country Recession Intelligence Group' comprising of representatives from the Black Country Local Authorities and Local Strategic Partnerships. The Black Country Observatory will co-ordinate the information across the Black Country and produce this monthly bulletin in order to provide real time evidence to stimulate evidence based policy debate and ensure that the Black Country voice is heard across the sub-region and in regional and national forums.</li> </ul>
<b>Black Country Education Barometer</b>	December 2008	<ul style="list-style-type: none"> <li>This report looks at the progress made in Key Stages 1-4 throughout the Black Country over the last twelve months and examines examples of best practice.</li> </ul>
<b>Black Country Economic Barometer</b>	October 2008	<ul style="list-style-type: none"> <li>This edition of the economic barometer provides timely information on the <b>economic slowdown</b> and it's <b>impact on the Black Country</b>. It also takes a look at the most recent <b>Skills data</b> and the overall <b>economic outlook</b>.</li> </ul>
<b>Visitor Economy Issue V</b>	June 2008	<ul style="list-style-type: none"> <li>This report provides an update on the numbers of businesses and employees sector</li> <li>Includes information on the demographics and qualifications of employees</li> <li>Provides maps featuring Business Tourism, Days Out, Eating Out and Nature</li> </ul>
<b>Black Country Sports Barometer</b>	April 2008	<ul style="list-style-type: none"> <li>This is the <b>third annual</b> Black Country Sports Barometer which sets out the overall sport and active recreation performance against the National Framework for sport outcomes.</li> </ul>
<b>Black Country Health Barometer</b>	April 2008	<ul style="list-style-type: none"> <li>This report, which is the <b>third annual</b> Black Country Health Barometer, analyses key indicators from a Black Country perspective and monitors progress since the 2005 Black Country baseline report</li> </ul>
<b>Black Country Economic Barometer</b>	April 2008	<ul style="list-style-type: none"> <li>This new bi-annual version of the economic barometer includes <b>Employment data</b> from the Annual Business Inquiry, <b>Gross Value Added</b> data, <b>Wage</b> data from the Annual Survey of Hours and Earnings and a look at the overall economic context</li> </ul>



Barometer Title:	Release Date:	Focus:
<b>Black Country ID Barometer Report 2007</b>	March 2008	<ul style="list-style-type: none"> <li>• <b>Results of the overall ID for the Black Country</b> and detailed maps illustrating the 7 sub-domains;</li> <li>• <b>Income</b></li> <li>• <b>Employment</b></li> <li>• <b>Health, Deprivation &amp; Disability</b></li> <li>• <b>Barriers to Housing and Services</b></li> <li>• <b>Education, Skills and Training</b></li> <li>• <b>Crime</b></li> <li>• <b>The Living Environment</b></li> </ul>
<b>Black Country PE, School Sport and Club Links Barometer</b>	March 2008	<ul style="list-style-type: none"> <li>• This special report looks examines the PESSCL survey, looking at participation in School Sport be year group and looking at PE in the national curriculum</li> <li>• The report includes an analysis of gifted and talented pupils</li> </ul>
<b>Education Barometer</b>	December 2007	<ul style="list-style-type: none"> <li>• This report revisits the indicators set out in the 2005 baseline report and monitors the progress made in the last 12 months across Key Stages 1-4</li> <li>•</li> </ul>
<b>Quarterly Economic Barometer</b>	December 2007	<ul style="list-style-type: none"> <li>• This issue examines recently released <b>Labour Market</b> data in the context of the <b>Black Country Output Gap</b></li> <li>• Includes information on the numbers of <b>VAT Registered Businesses</b></li> <li>• Looks at the <b>Black Country Economic Model Rerun</b></li> </ul>
<b>State of the Sub-Region 2007</b>	October 2007	<ul style="list-style-type: none"> <li>• The fifth annual report, this report provides an update on the progress of the Black Country against <b>key headline indicators</b>, which cover the themes of Economy, Learning, People, Environment and Health.</li> <li>• Includes information in the <b>Black Country Monitoring Framework</b></li> </ul>
<b>Quarterly Economic Barometer</b>	August 2007	<ul style="list-style-type: none"> <li>• This issue takes a look at the various stages Black Country local authorities are in with regard to their <b>Local Area Agreements</b></li> <li>• LAA's are also looked at in context with the <b>Black Country Strategy</b> and the <b>West</b></li> </ul>



Barometer Title:	Release Date:	Focus:
		<p><b>Midlands Economic Strategy</b></p> <ul style="list-style-type: none"> <li>• <b>Gross Value Added</b></li> </ul>
<b>Visitor Economy Issue IV</b>	August 2007	<ul style="list-style-type: none"> <li>• This report provides an update on the 2006 Visitor Economy Barometer</li> <li>• Includes the <b>Number of Establishments by Size</b> in the <b>Visitor Economy</b> and <b>Employment Across the Sector by Industry</b></li> <li>• Information of the <b>Visitor Numbers</b> for <b>Black Country Tourist Attractions</b></li> </ul>
<b>Sports Barometer – Special Edition: Active Persons</b>	May 2007	<ul style="list-style-type: none"> <li>• This barometer provides the Black Country results for each of the six <b>Key Performance Indicators</b> from the <b>Sport England Active Person’s Survey</b>. Other relevant results are <b>benchmarked against national, regional and local results</b>.</li> </ul>
<b>Quarterly Economic Barometer</b>	Q1 2007	<ul style="list-style-type: none"> <li>• <b>Business Survival Rates</b></li> <li>• <b>House Prices</b> in the Black Country</li> <li>• <b>Year 11</b> Destination Trends</li> </ul>
<b>Quarterly Economic Barometer</b>	Q4 2006	<ul style="list-style-type: none"> <li>• <b>Enterprise</b></li> <li>• <b>Earnings</b> in the Black Country</li> <li>• University of Wolverhampton <b>Graduate Destinations</b></li> </ul>
<b>Education Barometer</b>	December 2006	<ul style="list-style-type: none"> <li>• This report revisits the indicators set out in the 2005 baseline report and monitors the progress made in the last 12 months.</li> </ul>
<b>Health Barometer</b>	December 2006	<ul style="list-style-type: none"> <li>• This report, which is the <b>second annual</b> Black Country Health Barometer, analyses key indicators from a Black Country perspective and monitors progress since the 2005 Black Country baseline report</li> </ul>
<b>Sports Barometer</b>	November 2006	<ul style="list-style-type: none"> <li>• This report <b>provides a benchmark</b> to steer the actions needed to <b>increase participation</b> in sport and active recreation in the Black Country.</li> </ul>
<b>Quarterly Economic Barometer</b>	Q3 2006	<ul style="list-style-type: none"> <li>• The Black Country <b>Output Gap</b></li> <li>• <b>The Labour Market</b></li> </ul>



Barometer Title:	Release Date:	Focus:
		<ul style="list-style-type: none"> <li>• <b>Enterprise</b> in the Black Country</li> </ul>
<b>State of the Sub-Region 2006</b>	September 2006	<ul style="list-style-type: none"> <li>• The fourth annual report, this report provides an update on the progress of the Black Country against <b>key headline indicators</b>, which cover the themes of Economy, Learning, People, Environment and Health.</li> <li>• Includes information in the <b>Black Country Monitoring Framework</b></li> <li>•</li> </ul>
<b>Visitor Economy Issue III</b>		This report provides a detailed analysis of the BC Visitor economy and includes data on <b>firms, employment, skills</b> and <b>tourist attractions</b> and covers <b>business tourism</b> .
<b>IMD 2004 Barometer Report</b>	August 2006	<ul style="list-style-type: none"> <li>• <b>Results of the overall IMD for the Black Country</b> and detailed maps illustrating the 7 sub-domains;</li> <li>• <b>Income</b></li> <li>• <b>Employment</b></li> <li>• <b>Health</b></li> <li>• <b>Housing</b></li> <li>• <b>Education &amp; Skills</b></li> <li>• <b>Crime</b></li> <li>• <b>Living Environment</b></li> </ul>
<b>Quarterly Economic Barometer</b>	Q2 2006	<ul style="list-style-type: none"> <li>• <b>Gross Value Added</b> – Total GVA and GVA per head</li> <li>• <b>Business Link</b> data and Black Country <b>Chamber</b> survey results</li> <li>• <b>Business Survival Rates</b></li> <li>• Quarterly <b>House Prices</b></li> </ul>
<b>Quarterly Economic Barometer</b>	Q1 2006	<ul style="list-style-type: none"> <li>• <b>Business Sector</b> – Stock of VAT registered businesses, Registrations, De-Registrations &amp; Net Change</li> <li>• <b>Sectoral</b> analysis</li> <li>• The Black Country '<b>FTSE 150</b>' including spatial analysis</li> <li>• <b>Business Link</b> data and Black Country <b>Chamber</b> survey results</li> <li>• Detailed appendix <b>data tables</b></li> <li>• The Black Country <b>Output Gap</b></li> </ul>




Barometer Title:	Release Date:	Focus:
<b>Assisted Area Review</b>	March 2006	<ul style="list-style-type: none"> <li>This report provides a response to the government's consultation on the review of the '<b>Assisted Areas Map</b>' and provides a detailed spatial analysis of a range of indicators.</li> </ul>
<b>Quarterly Economic Barometer (QEB)</b>	Q4 2005	<ul style="list-style-type: none"> <li><b>Earnings</b> – full time annual and weekly and part-time weekly</li> <li><b>Labour market</b> information</li> <li>Black Country <b>Chamber Survey</b></li> </ul>
<b>Education Barometer</b>	December 2005	<ul style="list-style-type: none"> <li>This report provides the baseline for the BC for <b>29 key education performance indicators</b> (e.g. KS1-4 etc.) and provides a comparison with England. These will be monitored annually so that we can evaluate the impact of our collective actions.</li> <li>Detailed <b>analysis</b> of key indicators</li> <li>Detailed appendix <b>data tables</b> for 4 LA's, BC, WM and England</li> </ul>
<b>Health Barometer</b>	October 2005	<ul style="list-style-type: none"> <li>This report provides the baseline and an analysis for the BC for <b>14 key national indicators</b> (e.g. life expectancy, infant mortality etc.).</li> </ul>
<b>Sports Barometer</b>	September 2005	<ul style="list-style-type: none"> <li>This report provides the baseline and an analysis for the BC in relation to the <b>7 main outcomes from the National Framework for Sport</b>.</li> </ul>
<b>State of the Sub-Region 2005</b>	September 2005	<ul style="list-style-type: none"> <li>The third annual report, this report provides an update on the progress of the Black Country against <b>key headline indicators</b>, which cover the themes of Economy, Learning, People, Environment and Health.</li> <li>An analysis of the how the BC measures in terms of AWM's Regional Economic Strategy Indicators</li> </ul>
<b>Quarterly Economic Barometer (QEB)</b>	Q3 2005 (first edition of the QEB)	<ul style="list-style-type: none"> <li>This first edition of the QEB focuses on <b>Employment and Unemployment</b></li> <li><b>Workforce Skills</b></li> </ul>
<b>Ethnicity Barometer</b>	June 2005	<ul style="list-style-type: none"> <li>This report covers ethnicity by <b>Number of People, Age &amp; Sex, Economic Activity, Qualifications, Employment and Population Density</b>. It is based on a 2004 EKOS report</li> </ul>



Barometer Title:	Release Date:	Focus:
		entitled <b>Ethnic Minority Regional Data</b> .
<b>Visitor Economy Issue II</b>	March 2005	<ul style="list-style-type: none"> <li>This report provides a detailed analysis of the BC Visitor economy and includes data on <b>firms, employment, skills</b> and <b>tourist attractions</b> and covers <b>business tourism</b>.</li> </ul>
<b>Knowledge Economy Edition II</b>	December 2004	<ul style="list-style-type: none"> <li>This report evaluates progress against the baseline for the Black Country in terms of reaching the Black Country vision of 'being a premier leaguer player in the Knowledge Economy'</li> </ul>
<b>Black Country Barometer</b>	Winter 2004	Analysis of indicators relating to: <ul style="list-style-type: none"> <li><b>Learning</b> – Key Stage II, III and GCSE</li> <li><b>Economy</b> – GVA, Employment, 30 year <b>Forecasts</b> from the BC Economic Strategy</li> <li>Expert commentary provided by Sir Geoff Hampton and Professor Les Worrall from the University of Wolverhampton</li> </ul>
<b>Education Barometer</b>	October 2004	<ul style="list-style-type: none"> <li>This report brings together evidence on the <b>key education trends</b> in the Black Country and was created to stimulate an informed discussion on the <b>key challenges</b> facing the sub-region.</li> </ul>
<b>State of the Sub-Region 2004</b>	September 2004	<ul style="list-style-type: none"> <li>Second annual report which reports on the progress of the Black Country against <b>key headline indicators</b> which cover the themes of Economy, Learning, People, Environment and Health.</li> <li>An analysis of how the BC measures in terms of AWM's Regional Economic Strategy Indicators</li> </ul>
<b>Black Country Barometer</b>	Autumn 2004	Analysis of indicators relating to: <ul style="list-style-type: none"> <li><b>Environment</b> – House prices and sale (including a detailed spatial analysis), House quality, Housing Affordability Index</li> <li><b>Health</b> – Under 18 Conception Rates, Life Expectancy</li> <li><b>People</b> - Crime</li> </ul>



Barometer Title:	Release Date:	Focus:
<b>Black Country Barometer</b>	Spring 2004	<p>Analysis of indicators relating to:</p> <ul style="list-style-type: none"> <li>• <b>Learning</b> – Qualification levels, an analysis of HESA data on HE Destinations, an analysis of University of Wolverhampton graduate destination, Commuting Patterns</li> <li>• <b>Economy</b> – Labour market including economic activity/inactivity, employment, unemployment and self employment</li> </ul>
<b>Visitor Economy Issue I</b>	March 2004	<ul style="list-style-type: none"> <li>• This report set the baseline for the BC Visitor economy and provides an analysis of the BC Visitor economy in terms of <b>volume, expenditure, employment and projections</b>. It also provided data on <b>tourist attractions</b>.</li> </ul>
<b>Knowledge Economy Edition 1</b>	February 2004	<ul style="list-style-type: none"> <li>• Using the three 'architecture' models this report provide three related perspectives on the Knowledge Economy in the Black Country and sets a baseline against which progress can be monitored.</li> </ul>
<b>Black Country Barometer</b>	Winter 2003	<p>Analysis of indicators relating to:</p> <ul style="list-style-type: none"> <li>• <b>Learning</b> – Key Stage II and III, GCSE/League tables including a spatial analysis</li> <li>• <b>Economy</b> – Investors in People, Wages by Occupation, Jobs by sector and firm size</li> <li>• Expert commentary provided by the Vice Chancellor of the University of Wolverhampton</li> </ul>
<b>State of the Sub-Region 2003</b>	September 2003	<ul style="list-style-type: none"> <li>• The first <b>annual</b> report which set the baseline for the Black Country against <b>key headline indicators</b> which cover the themes of Economy, Learning, People, Environment and Health and an analysis of the how the BC measures in terms of AWM's Regional Economic Strategy Indicators.</li> </ul>
<b>Black Country Barometer</b>	Autumn 2003	<p>Analysis of indicators relating to:</p> <ul style="list-style-type: none"> <li>• <b>Environment</b> – House prices and sales</li> </ul>



Barometer Title:	Release Date:	Focus:
		<ul style="list-style-type: none"> <li>• <b>Health</b> – Teenage conceptions, life expectancy, population and health of the nation</li> <li>• <b>People</b> – Crime</li> </ul>
<b>Black Country Barometer</b>	Summer 2003	<ul style="list-style-type: none"> <li>• This first report provided a detailed analysis of <b>Export data</b></li> <li>• Expert commentary provided by Business Link.</li> </ul>