

## Claimant Count Summary for November 2020: Released 15<sup>th</sup> December 2020

### In Summary:

- The **Black Country had 65,980 claimants** in November 2020, an increase of 2.4% (+1,545) from October 2020, the UK increase was 2.6%. The **Black Country had 27,705 more claimants** since March 2020. This is an increase of 72.4%, while the UK increased by 107.4%.
- Overall, for the Black Country the number of claimants as a percentage of residents aged 16 years and over is 7.0% in November 2020 compared to 4.9% for UK.
- In November 2020, there were **13,725 youth claimants in the Black Country**, an increase of 0.5% (+75) from October 2020, while for the UK there was an increase of 0.6%. The **Black Country have 5,975 more youth claimants** since March 2020. This is an increase of 77.1%, while the UK increased by 112.9%.
- Overall, for the Black Country the number of claimants as percentage of residents aged 16 – 24 years old is 11.2% in November 2020 compared to 7.3% for the UK.

### Claimant count for people aged 16+:

- The **Black Country had 65,980 claimants** in November 2020, an increase of 2.4% (+1,545) from October 2020, the UK increase was 2.6%.
- The **Black Country had 27,705 more claimants** since March 2020. This is an increase of 72.4%, while the UK increased by 107.4%.
- The **Black Country had 29,840 more claimants** when compared to November 2019, an increase of 82.6%, this is below the UK average increase of 119.9%.
- Dudley had 14,460 claimants aged 16 years and over in November 2020, this is an increase of 410 (+2.9%) claimants from the previous month. When compared to March 2020, the number of claimants has increased by 5,945 (+69.8%). When compared to November 2019, the number of claimants has increased by 6,110 (+73.2%).
- Sandwell had 19,565 claimants aged 16 years and over in November 2020, this is an increase of 600 (+3.2%) claimants from the previous month. When compared to March 2020, the number of claimants has increased by 8,785 (+81.5%). When compared to November 2019, the number of claimants has increased by 9,555 (+95.5%).
- Walsall had 14,965 claimants aged 16 years and over in November 2020, this is an increase of 230 (+1.6%) claimants from the previous month. When compared to March 2020, the number of claimants has increased by 6,360 (+73.9%). When compared to November 2019, the number of claimants has increased by 6,945 (+86.6%).
- Wolverhampton had 16,990 claimants aged 16 years and over in November 2020, this is an increase of 305 (+1.8%) claimants from the previous month. When compared to March 2020, the number of claimants has increased by 6,610 (+63.7%). Also, when compared to November 2019, the number of claimants has increased by 7,225 (+74.0%).



The following table shows across the Black Country and for the UK for selected months the number of claimants and change for selected months:

Area	November 2019	March 2020	October 2020	November 2020	% Change (Oct 20 – Nov 20)	% Change (March 20 – Nov 20)	% Change (Nov 19 – Nov 20)
Dudley	8,350	8,515	14,050	14,460	2.9%	69.8%	73.2%
Sandwell	10,010	10,780	18,965	19,565	3.2%	81.5%	95.5%
Walsall	8,020	8,605	14,735	14,965	1.6%	73.9%	86.6%
Wolverhampton	9,765	10,380	16,685	16,990	1.8%	63.7%	74.0%
<b>Black Country</b>	<b>36,140</b>	<b>38,275</b>	<b>64,435</b>	<b>65,980</b>	<b>2.4%</b>	<b>72.4%</b>	<b>82.5%</b>
UK	1,196,765	1,268,620	2,565,320	2,631,280	2.6%	107.4%	119.9%

- Overall, for the Black Country the number of claimants as a percentage of residents aged 16 years and over is 7.0% in November 2020 compared to 4.9% for UK.
- The number of claimants as a percentage of residents aged 16 years and over varies across the four local authorities with Wolverhampton at 8.2%, Sandwell at 7.7%, Walsall at 6.7% and Dudley at 5.6% in November 2020.

#### Ward Analysis


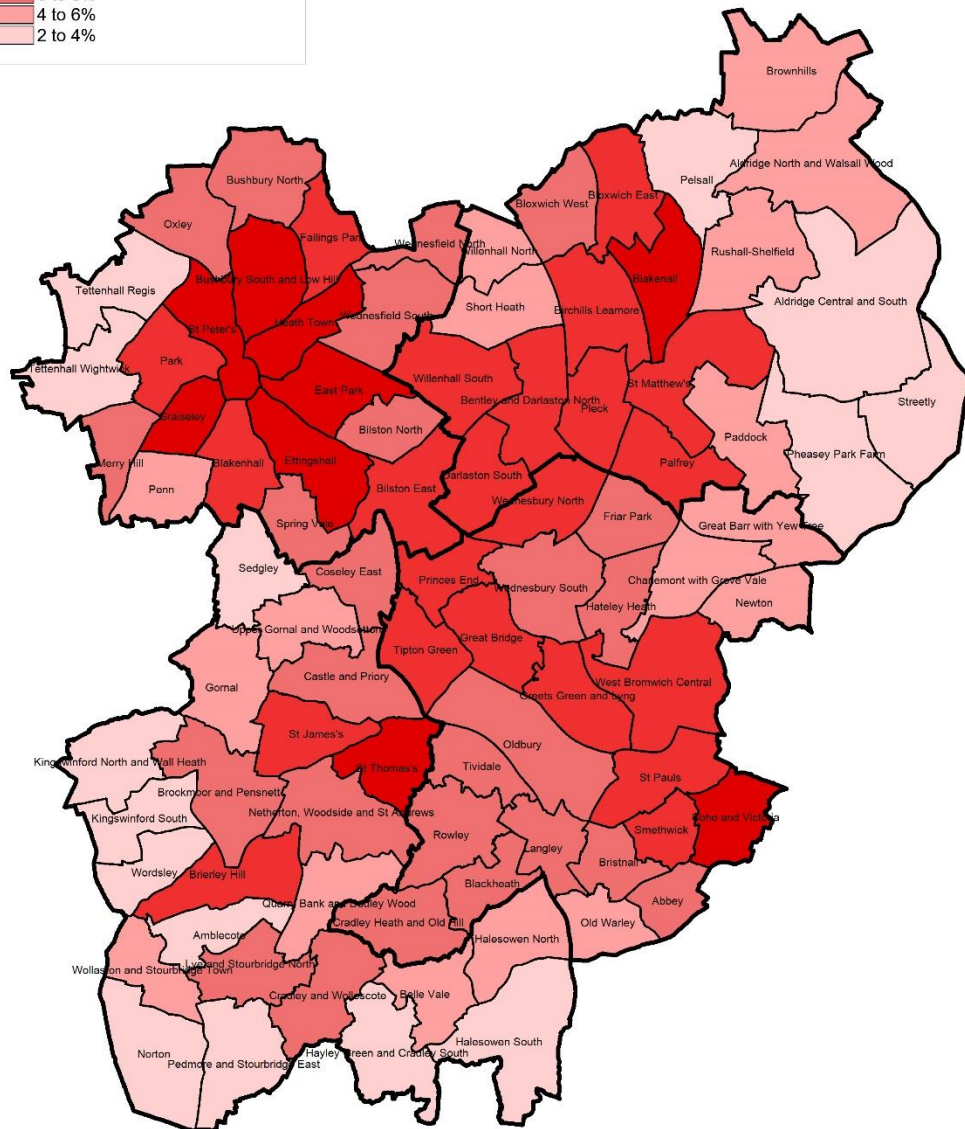
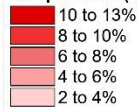
- Out of the 88 wards within the Black Country, 68 were the same or above the UK average of 4.9% for the number of claimants as a percentage of residents aged 16 years and over in November 2020.
- The top three wards that have the highest number of claimants as a percentage of residents aged 16 years and over in September 2020 was St Peter's (Wolverhampton) at 12.5%, followed by Soho and Victoria (Sandwell) at 12.4% and Bushbury South and Low Hill (Wolverhampton) at 11.2%.



The following map shows at a ward level in the Black Country, claimants as a percentage of residents aged 16+ in November 2020:

## **CLAIMANTS**

Claimants as % of all residents aged 16+ per ward (November 2020)



### Youth Claimants (Aged 16-24):

- In November 2020, there were **13,725 youth claimants in the Black Country** an increase of 0.5% (+75) from October 2020, while for the UK there was an increase of 0.6%.
- The **Black Country have 5,975 more youth claimants** since March 2020. This is an increase of 77.1%, while the UK increased by 112.9%.
- The **Black Country had 6,285 more youth claimants** when compared to the same month from the previous year, an increase of 84.5%, this is below the UK average increase of 125.2%.
- Dudley had 3,120 claimants aged 16-24 in November 2020, this is an increase of 25 (+0.8%) claimants from the previous month. When compared to March 2020, the number of claimants has increased by 1,365 (+77.8%), which matches the November 2019 figures and growth.
- Sandwell had 4,025 claimants aged 16-24 in November 2020, this is an increase of 75 (+1.9%) claimants from the previous month. When compared to March 2020, the number of claimants has increased by 1,895 (+89.0%). Also, when compared to November 2019, the number of claimants has increased by 2,035 (+102.3%).
- Walsall had 3,225 claimants aged 16-24 in November 2020, this is a decrease of 55 (-1.7%) claimants from the previous month, the only local authority in the Black Country to experience a decline. Although, when compared to March 2020, the number of claimants has increased by 1,285 (+66.2%). Also, when compared to November 2019, the number of claimants has increased by 1,405 (+77.2%).
- Wolverhampton had 3,355 claimants aged 16-24 in November 2020, this is an increase of 75 (+0.9%) claimants from the previous month. When compared to March 2020, the number of claimants has increased by 1,430 (+74.3%). When compared to November 2019, the number of claimants has increased by 1,480 (+78.9%).

The following table shows across the Black Country and for the UK for selected months the number of youth claimants and change for selected months:

Area	November 2019	March 2020	October 2020	November 2020	% Change (Oct 20 – Nov 20)	% Change (March 20 – Nov 20)	% Change (Nov 19 – Nov 20)
Dudley	1,755	1,755	3,095	3,120	0.8%	77.8%	77.8%
Sandwell	1,990	2,130	3,950	4,025	1.9%	89.0%	102.3%
Walsall	1,820	1,940	3,280	3,225	-1.7%	66.2%	77.2%
Wolverhampton	1,875	1,925	3,325	3,355	0.9%	74.3%	78.9%
<b>Black Country</b>	<b>7,440</b>	<b>7,750</b>	<b>13,650</b>	<b>13,725</b>	<b>0.5%</b>	<b>77.1%</b>	<b>84.5%</b>
UK	228,545	241,760	511,535	514,605	0.6%	112.9%	125.2%

- Overall, for the Black Country the number of claimants as percentage of residents aged 16 – 24 years old is 11.2% in November 2020 compared to 7.3% for the UK.
- The number of youth claimants as a percentage of residents aged 16 to 24 years old varies across the four local authorities with Wolverhampton at 12.4%, Sandwell at 11.7%, Walsall at 10.8% and Dudley at 10.0% in November 2020.



### Ward Analysis

- Out of the 88 wards within the Black Country, 80 were the same or above the UK average of 7.3% for the number of claimants as a percentage of residents aged 16 – 24 years old in November 2020.
- The top wards that have the highest number of claimants as a percentage of residents aged 16 – 24 years old in November were in East Park (Wolverhampton) at 18.1%, Bushbury South and Low Hill (Wolverhampton) at 16.6% and Blakenall (Walsall) and at 15.9%.

The following map shows at a ward level in the Black Country, claimants as a percentage of residents aged 16-24 years old in November 2020:

#### YOUTH CLAIMANTS

Claimants as % of all residents aged 16-24 per Ward (November 2020)

