

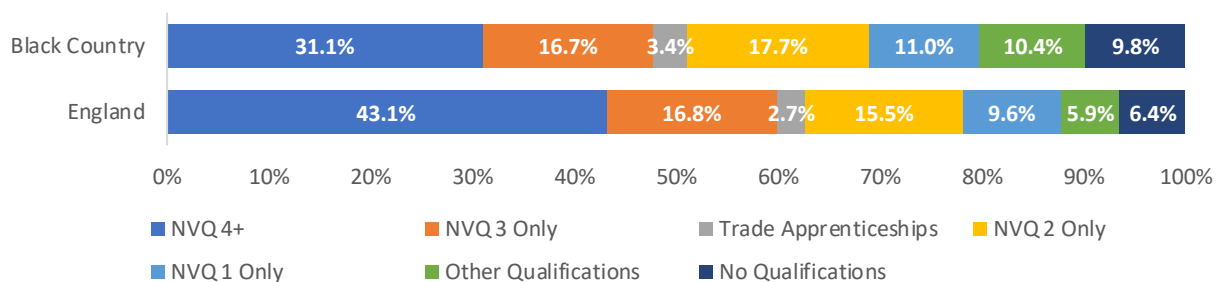
Black Country Qualification (NVQ) Levels: 2021

The Annual Population Survey (APS) datasets from the Office of National Statistics were updated in April 2022 with new figures for the Jan 2021 – Dec 2021 survey period.

Headline Summary

- In the Black Country area, the number of people with NVQ 4+ qualifications increased by 6.4% over the year to approximately 227,100 (from 213,500 in 2020) compared to an increase of 0.6% across England.
- That means 31.1% of the working age population were educated to NVQ 4+ qualifications in the Black Country area which was the highest proportion on record. The England average was 43.1% in 2021.
- Despite this improvement, a further 88,047 of the working age Black Country residents are required to obtain an NVQ4+ qualifications to equal the England average.
- The number of people in the Black Country area with no qualifications, decreased from approximately 92,200 in 2020 to 71,400 in 2021. This equates to 20,800 less people without any qualifications or a decrease of 22.6% compared to an increase of 2.7% across England.
- That means 9.8% of the working age population in the Black Country area had no qualifications which is the first time on record to be below 10%. The England average was 6.4% in 2021.
- To eradicate the gap with the England average, 24,603 of the working age Black Country residents are needed to obtain at least one qualification.

The graph below shows the breakdown of qualifications for the Black Country and England in 2021:

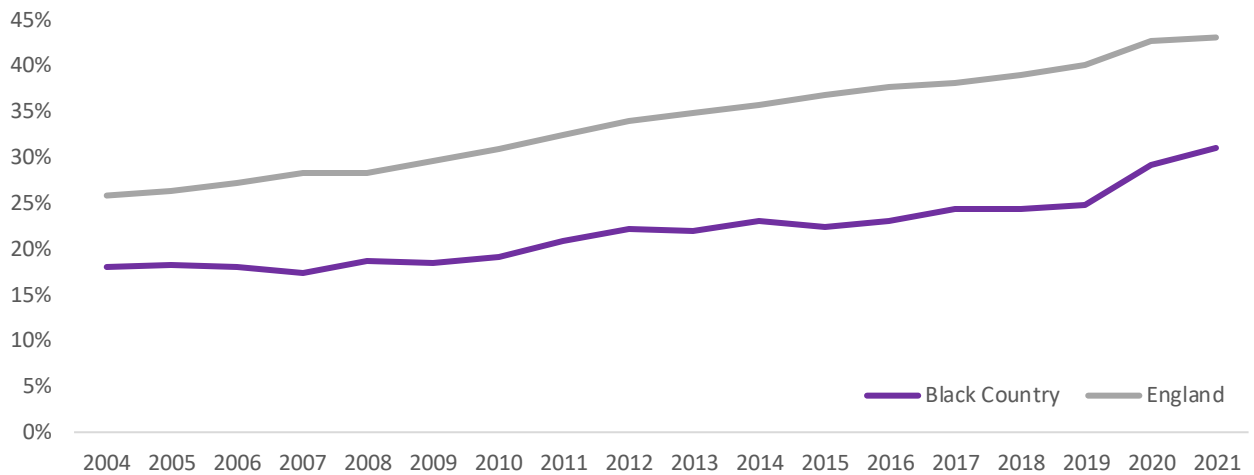


In Full:

NVQ 4+ Qualifications

- In the Black Country area, the number of people with NVQ 4+ qualifications increased by 6.4% over the year to approximately 227,100 (from 213,500 in 2020) compared to an increase of 0.6% across England. That means 31.1% of the working age population were educated to NVQ 4+ qualifications in the Black Country area which was the highest proportion on record. The England average was 43.1% in 2021. Despite this improvement, a further 88,047 of the working age Black Country residents are required to obtain an NVQ4+ qualifications to equal the England average.
- In 2021, Dudley had 35.0% of residents with an NVQ 4+ qualifications, equivalent to 66,700 people. This is up 13.1% (+7,700) since 2020.
- Sandwell had 27.5% of residents with an NVQ4+ qualification, equivalent to 56,800 people. This is up 2.7% (+1,500) since the previous year.
- Walsall had 26.8% of residents with an NVQ4+ qualification, equivalent to 46,200 people. This is down 4.0% (-1,900) since the previous year.
- Wolverhampton had 35.4% of residents with an NVQ 4+ qualification, equivalent to 57,400 people, the highest rate within the Black Country. This is up 12.3% (+6,300) since the previous year.

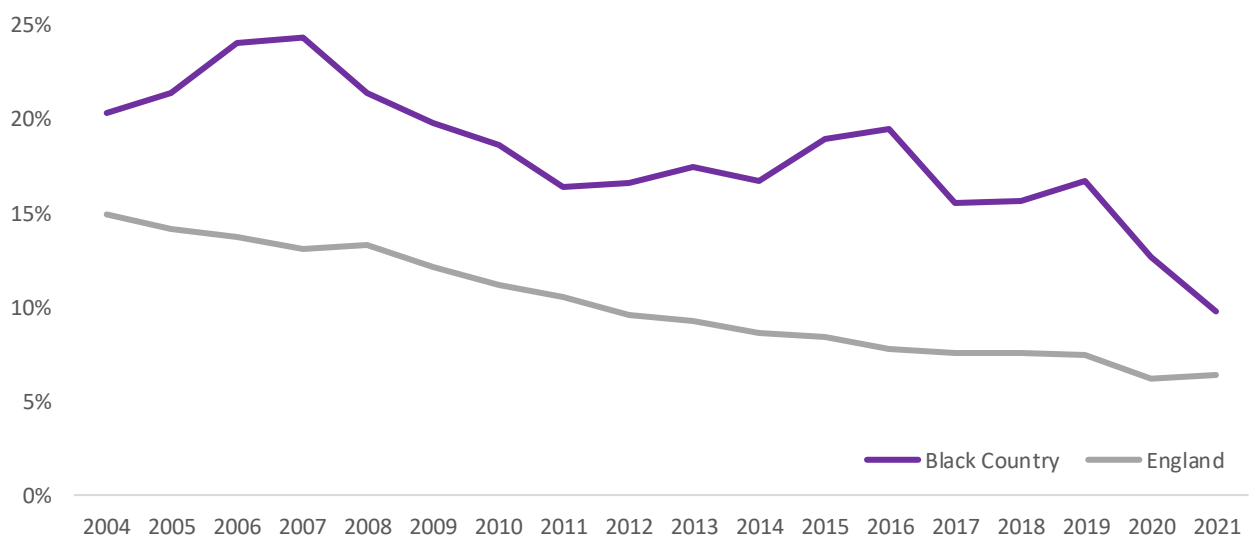
The graph below shows people with NVQ 4+ qualifications for the Black Country and England, 2004 to 2021



No Qualifications

- The number of people in the Black Country area with no qualifications, decreased from approximately 92,200 in 2020 to 71,400 in 2021. This equates to 20,800 less people without any qualifications or a decrease of 22.6% compared to an increase of 2.7% across England. That means 9.8% of the working age population in the Black Country area had no qualifications which is the first time on record to be below 10%. The England average was 6.4% in 2021. To eradicate the gap with the England average, 24,603 of the working age Black Country residents are needed to obtain at least one qualification.
- In 2021, Dudley had 8.3% of residents with no qualifications, equivalent to 15,700 people, the lowest rate across the Black Country. This is down 27.3% (-5,900) since 2020.
- Sandwell had 11.2% of residents with no qualifications, equivalent to 23,200 people. This is down 33.1% (-11,500) since the previous year.
- Walsall had 9.9% of residents with no qualifications, equivalent to 17,000 people. This is up 6.3% (+1,000) since the previous year.
- Wolverhampton had 9.5% of residents with no qualifications, equivalent to 15,500 people. This is down 22.1% (-4,400) since the previous year.

The graph below shows people with no qualifications for the Black Country and England, 2004 to 2021



NVQ 3 only Qualifications

- The number of people in the Black Country area with NVQ 3 only qualifications has increased by 2.3% over the year to approximately 122,300 (from 119,600 in 2020) compared to a national decrease of 1.7%. That means 16.7% of the working age population were educated to NVQ 3 only qualifications against the England average of 16.8% in 2021. A further 542 of the working age Black Country residents are required to obtain this qualification to reach the England average.

Trade Apprenticeships Qualifications

- The number of people in the Black Country area with trade apprenticeships qualifications has increased by 17.7% over the year to approximately 24,600 (from 20,900 in 2020) compared to a national increase of 2.1%. That means 3.4% of the working age population held trade apprenticeships which was above the national average of 2.7% in 2021.

NVQ 2 only Qualifications

- The number of people in the Black Country area with NVQ 2 only qualifications has increased by 1.6% over the year to approximately 129,700 (from 127,700 in 2020) compared to a national decrease of 0.5%. That means 17.7% of the working age population were educated to NVQ 2 only qualifications which was above the national average of 15.5% in 2021.

NVQ 1 only Qualifications

- The number of people in the Black Country area with NVQ 1 only qualifications has decreased by 4.0% over the year to approximately 80,200 (from 83,500 in 2020) compared to a national decrease of 2.9%. That means 11.0% of the working age population were educated to NVQ 1 only qualifications which was above the England average of 9.6% in 2021.

Other Qualifications

- The number of people in the Black Country area with other qualifications has increased by 4.8% over the year to approximately 75,900 (from 72,400 in 2020) compared to a national decrease of 0.6%. That means 10.4% of the working age population held other qualifications which was above the England average of 5.9% in 2021.

Black Country Qualification (NVQ) Levels for those aged 16-64:

	Black Country 2020		Black Country 2021		England 2021	BC Change 2020-2021	England Change 2020-2021	Gap to England
NVQ4+	213,500	29.3%	227,100	31.1%	43.1%	6.4%	0.6%	88,047
NVQ3 only	119,600	16.4%	122,300	16.7%	16.8%	2.3%	-1.7%	542
Trade Apprenticeships	20,900	2.9%	24,600	3.4%	2.7%	17.7%	2.1%	Above England
NVQ2 only	127,700	17.5%	129,700	17.7%	15.5%	1.6%	-0.5%	Above England
NVQ1 only	83,500	11.4%	80,200	11.0%	9.6%	-4.0%	-2.9%	Above England
Other qualifications	72,400	9.9%	75,900	10.4%	5.9%	4.8%	-0.6%	Above England
No qualifications	92,200	12.6%	71,400	9.8%	6.4%	-22.6%	2.7%	-24,603