



Gross Value Added (GVA) and Gross Domestic Product (GDP): December 2019

This is the first release of annual estimates of GDP for subnational areas of the UK.

GVA and GDP figures vary due to GVA being a value generated by any unit engaged in production and the contributions of individual sectors or industries to gross domestic product while GDP measures the value of goods and services produced in the UK. It estimates the size of and growth in the economy.

Please note previous years data has been revised.

In Summary:

- In 2018, the Black Country GVA was £21.2bn, up by 2.5% (+£518m) since 2017. Nationally, total GVA increased by 3.1%.
- GVA per head is £17,759, an increase of 1.9% (-£328) since last year. This is compared to a 2.5% increase in England.
- GVA increased in 8 key sectors with 1 remaining the same across the Black Country, the largest increase in percentage terms was seen in environmental technologies at 14.4% (+£125m), followed by an 11.1% increase in the sports sector (+£38m).
- In the Black Country, total GDP was £24.5bn, an increase of 2.3% since last year (+£561), this is compared to a 3.1% increase across England.
- The Black Country GDP per head has increased by 1.7% (+£347) since 2017 to reach £20,518 in 2018. England saw an increase of 2.5%.

In detail:

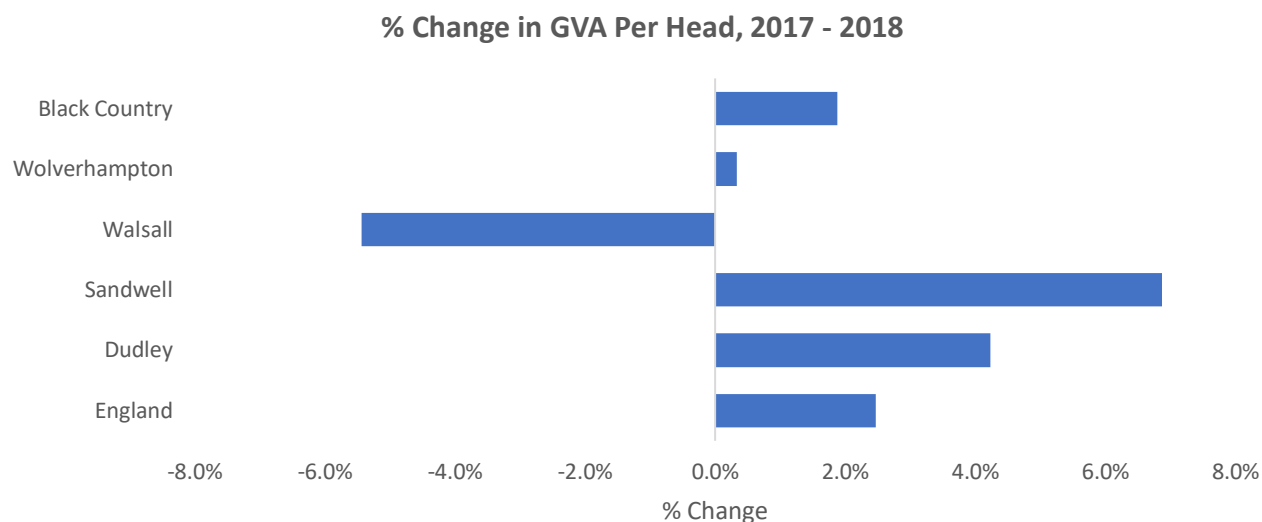
GVA

- In 2018, the Black Country LEP area GVA is £21.2bn. This is an increase of 2.5% since last year (+£518m), which is lower than the increase of 3.1% nationally.
- In Dudley, GVA was £5.6bn in 2018, this is an increase of 4.6% since last year (+£249m).
- Sandwell saw the largest increase in GVA in both percentage change (7.5%) and real terms (+£442m), increasing it to £6.3bn.
- Walsall's GVA was £4.5bn in 2018 which is 4.7% lower than last year (-£225m).
- Wolverhampton increased its GVA by 1.1% (+£53m) to £4.7bn.

GVA Per Head¹

- GVA per head in the Black Country is £17,759, this is an increase since last year of 1.9% (+£328). Whereas England saw an increase of 2.5% from 2017 to £29,356.
- The gap between England and the Black Country stands at £11,597.
- GVA per head is £17,575 in Dudley, an increase of 4.2% (+£714) since 2017.
- GVA per head in Sandwell increased at a higher rate than the national average at 6.9% (+£1,243) to reach £19,325 in 2018, the highest out of all 4 Local Authorities.
- Walsall's GVA per head decreased by 5.4% 2017 (-£918) and is the lowest in the Black Country at £15,993.
- Wolverhampton saw a slight increase of 0.3% (+£60) and GVA per head was £17,938 in 2018.

¹ GVA per head is calculated from total GVA and the population

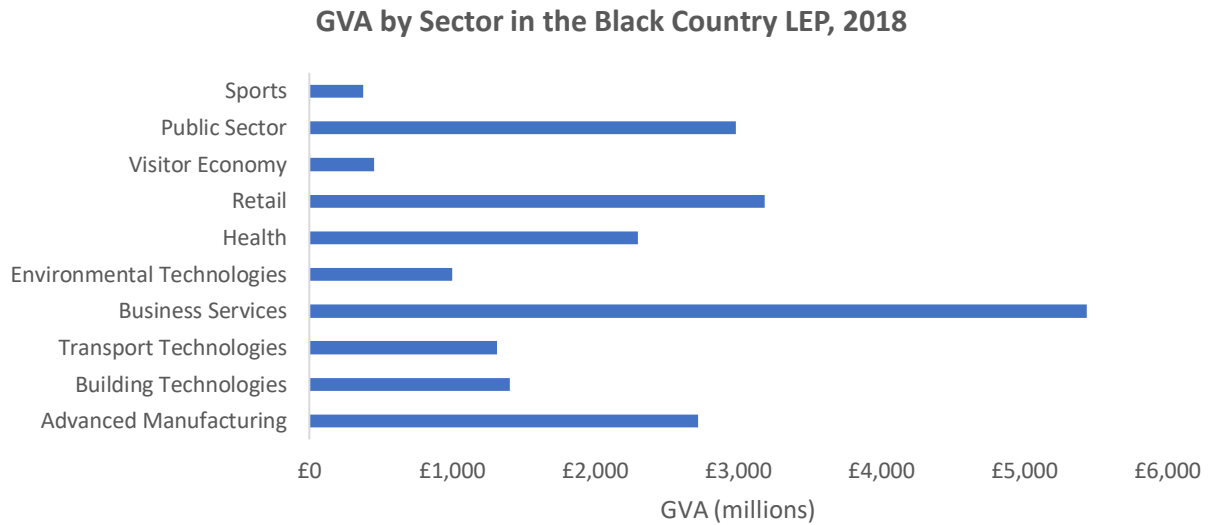
Figure 1: % change in GVA per head between 2017 and 2018 in the Black Country.**GVA by Sector**

- The sector in the Black Country with the highest GVA is the business services sector, at £5.4bn, which had a slight increase in GVA since 2017 by 0.04% (+£2m).
- The sector which saw the largest increase in GVA in percentage terms was the environmental technologies sector at 14.4% (+£2m), bringing it to a total of £378m.
- However, the sector which saw the largest increase in real terms was the retail sector at £130m (+4.3%), and is now £3.2bn.
- Building technology was the only sector to experience a decrease by £8m (-0.6%) to £1.4m in 2018.

Table 1: GVA by sector in the Black Country.

	2017 (£m)	2018 (£m)	Change since 2017 (£m)	% Change since 2017
Advanced Manufacturing	£2,662	£2,718	£56	2.1%
Building Technologies	£1,412	£1,404	£-8	-0.6%
Transport Technologies	£1,252	£1,314	£62	5.0%
Business Services	£5,437	£5,439	£2	0.0%
Environmental Technologies	£873	£998	£125	14.4%
Health	£2,288	£2,298	£10	0.4%
Retail	£3,055	£3,185	£130	4.3%
Visitor Economy	£453	£453	£0	0%
Public Sector	£2,890	£2,984	£94	3.3%
Sports	£340	£378	£38	11.1%
Total	£20,653	£21,171	£519	2.5%

Figure 2: GVA by sector in the Black Country in 2018.



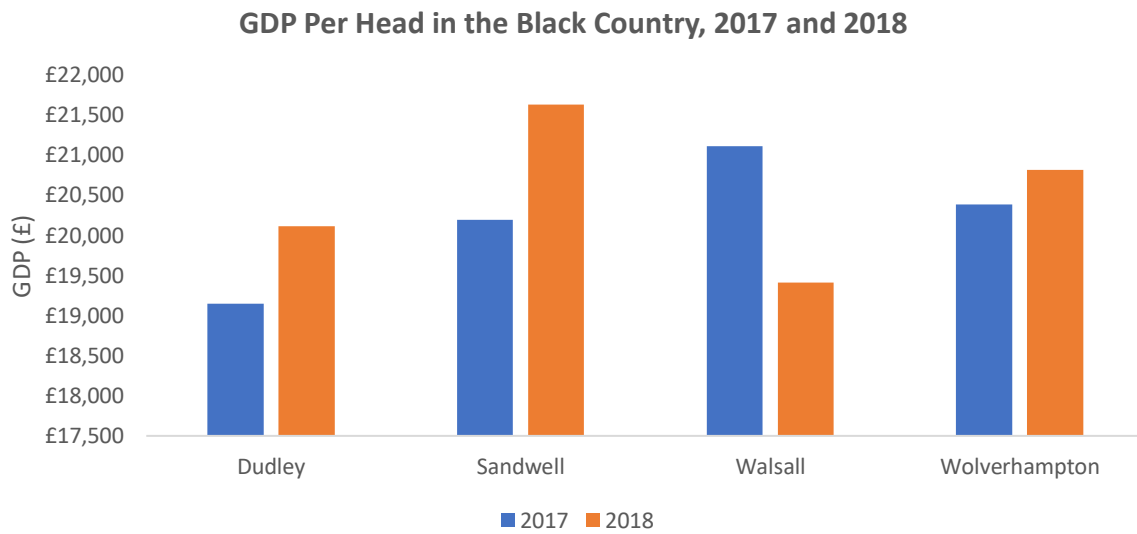
GDP

- GDP in the Black Country stands at £24.5bn, this is an increase of 2.3% since 2017 (+£561m). This is a smaller increase than the national average of 3.1%.
- GDP in Dudley is £6.5bn, this is an increase of 5.4% since 2017 (+£331m)
- Within the Black Country, Sandwell saw the largest growth in GDP in both percentage and real terms, at 7.8% (+£512m), bringing it to £7.1bn.
- Walsall saw a decrease in GDP by 7.4% (-£437m), and in 2018 was £5.5bn.
- Wolverhampton GDP is £5.5bn, an increase of 2.9% since 2017 (+£155m).

GDP Per Head

- In the Black Country GDP per head is £20,518. This is an increase of 1.7% (+£347) since 2017. England saw an increase of 2.5% from 2017 to reach £32,857 in 2018.
- In Dudley, GDP per head was £20,114 in 2018, this is an increase of 5.0% (+£962) which is higher than the national rate of increase.
- In Sandwell, GDP per head has increased by 7.2% (+£1,444) and was £21,635 in 2018.
- Walsall saw a decrease of 8.0% (-£1,697) and was £19,412 in 2018, the lowest out of the authorities in the Black Country.
- Wolverhampton increased by 2.1% (+£430) to £20,814.

Figure 3: GDP Per Head in the Black Country in the years 2017 and 2018



Source: ONS, *Regional economic activity by gross domestic product, UK*. Released 19th December 2019

<https://www.ons.gov.uk/economy/grossdomesticproductgdp/bulletins/regionaleconomicactivitybygrossdomesticproductuk/1998to2018>