

Black Country Claimant Count: September 2021 - Released October 2021

In Summary:

- The Black Country had 55,700 claimants in September 2021, a decrease of 1,040 claimants (-1.8%) from August 2021; the UK decreased by 3.0% over this period. Compared to the same month in 2020, Black Country claimants decreased by 10,245 (-15.5%); the UK decreased by 21.7% over this period. The Black Country now has 17,425 more claimants since March 2020. This is an increase for the Black Country by 45.5%, while the UK increased by 63.9%.
- Overall, for the Black Country the number of claimants as a percentage of residents aged 16 years and over was 5.9% compared to 3.8% for UK in September 2021.
- In September 2021, there were 10,660 youth claimants in the Black Country, a decrease of 325 (-3.0%) from August 2021, while for the UK there was a decrease of 3.8%. When compared to September 2020, the number of youth claimants decreased by 3,190 (-23.0%) in the Black Country, while UK-wide decreased by 30.2%. The Black Country had 2,910 more youth claimants when compared to March 2020. This is an increase of 37.5%, while the UK increased by 51.3%.
- Overall, for the Black Country the number of claimants as percentage of residents aged 16 – 24 years old is 8.7% compared to 5.2% for the UK in September 2021.

In Full:

Claimant count for people aged 16 years and over¹

- The Black Country had 55,700 claimants in September 2021, a decrease of 1,040 claimants (-1.8%) from August 2021; the UK decreased by 3.0% over this period. Compared to the same month in 2020, Black Country claimants decreased by 10,245 (-15.5%); the UK decreased by 21.7% over this period. The Black Country now has 17,425 more claimants since March 2020. This is an increase for the Black Country by 45.5%, while the UK increased by 63.9%.
- Dudley had 11,785 claimants aged 16 years and over in September 2021, a decrease of 255 (-2.1%) claimants from the previous month. Compared to the same month in 2020, claimants in Dudley decreased by 2,815 (-19.3%). When compared to March 2020, the number of claimants has increased by 3,270 (+38.4%).
- Sandwell had 16,490 claimants aged 16 years and over in September 2021, a decrease of 300 (-1.8%) claimants from the previous month. Compared to the same month in 2020, claimants in Sandwell decreased by 2,670 (-13.9%). When compared to March 2020, the number of claimants has increased by 5,710 (+53.0%).
- Walsall had 12,640 claimants aged 16 years and over in September 2021, a decrease of 210 (-1.6%) claimants from the previous month. Compared to the same month in 2020, claimants in Walsall decreased by 2,520 (-16.6%). When compared to March 2020, the number of claimants has increased by 4,035 (+49.6%).
- Wolverhampton had 14,785 claimants aged 16 years and over in September 2021, a decrease of 275 (-1.8%) claimants from the previous month. Compared to the same month in 2020, claimants

¹ Source: ONS based off Department of Work and Pensions, Claimant Count, October 2021. Please note, August 2021 figures have been revised.



in Wolverhampton decreased by 2,235 (-13.1%). When compared to March 2020, the number of claimants has increased by 4,405 (+42.4%).

The following table shows across the Black Country and for the UK for selected months the number of claimants and change for selected months:

| | Mar 2020 | Sep 2020 | Aug 2021 | Sep 2021 | % Change Since Mar 2020 | % Change Since Sep 2020 | % Change Since Aug 2021 |
|--------------------------|---------------|---------------|---------------|---------------|-------------------------|-------------------------|-------------------------|
| Dudley | 8,515 | 14,600 | 12,040 | 11,785 | 38.4% | -19.3% | -2.1% |
| Sandwell | 10,780 | 19,160 | 16,790 | 16,490 | 53.0% | -13.9% | -1.8% |
| Walsall | 8,605 | 15,160 | 12,850 | 12,640 | 46.9% | -16.6% | -1.6% |
| Wolverhampton | 10,380 | 17,020 | 15,060 | 14,785 | 42.4% | -13.1% | -1.8% |
| Black Country LEP | 38,275 | 65,945 | 56,740 | 55,700 | 45.5% | -15.5% | -1.8% |
| United Kingdom | 1,268,620 | 2,656,115 | 2,144,330 | 2,079,275 | 63.9% | -21.7% | -3.0% |

- Overall, for the Black Country the number of claimants as a percentage of residents aged 16 years and over was 5.9% compared to 3.8% for UK in September 2021. The number of claimants as a percentage of residents aged 16 years and over varies across the four local authorities with Wolverhampton at 7.1%, Sandwell at 6.5%, Walsall at 5.6% and Dudley at 4.5%.

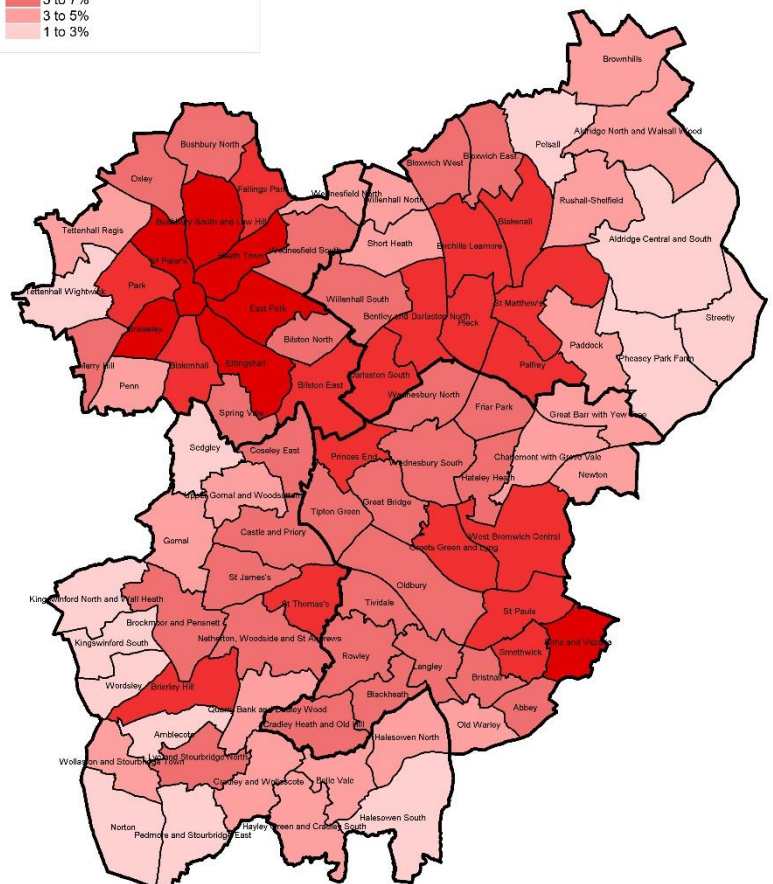
Ward Analysis

The map to the right shows at a ward level in the Black Country, claimants as a percentage of residents aged 16 years and over in September 2021.

CLAIMANTS

Claimants as % of all residents aged 16+ per ward (September 2021)

- 9 to 12%
- 7 to 9%
- 5 to 7%
- 3 to 5%
- 1 to 3%



- Out of the 88 wards within the Black Country, 69 were above the UK overall proportion of 3.8% for the number of claimants as a percentage of residents aged 16 years and over in September 2021.
- The wards with the highest number of claimants as a percentage of residents aged 16 years and over in September 2021 were St Peter's (Wolverhampton) at 11.8%, Soho and Victoria (Sandwell) at 11.1% and Bushbury South and Low Hill (Wolverhampton) at 10.0%.



Youth Claimants (Aged 16-24):

- In September 2021, there were 10,660 youth claimants in the Black Country, a decrease of 325 (-3.0%) from August 2021, while for the UK there was a decrease of 3.8%. When compared to September 2020, the number of youth claimants decreased by 3,190 (-23.0%) in the Black Country, while UK-wide decreased by 30.2%. The Black Country had 2,910 more youth claimants when compared to March 2020. This is an increase of 37.5%, while the UK increased by 51.3%.
- Dudley had 2,325 youth claimants in September 2021, a decrease of 30 (-1.3%) youth claimants since August 2021. When compared to September 2020, the number of youth claimants decreased by 870 (-27.2%). When compared to March 2020, the number of youth claimants has increased by 570 (+32.5%).
- Sandwell had 3,100 youth claimants in September 2021, this is a decrease of 105 claimants (-3.3%) from the previous month. When compared to September 2020, the number of youth claimants decreased by 830 (-21.1%). When compared to March 2020, the number of youth claimants has increased by 970 (+45.5%).
- Walsall had 2,555 youth claimants in September 2021, a decrease of 100 (-3.8%) claimants from the previous month. When compared to September 2020, the number of youth claimants decreased by 820 (-24.3%). When compared to March 2020, the number of youth claimants has increased by 615 (+31.7%).
- Wolverhampton had 2,680 youth claimants in September 2021, this is a decrease of 90 (-3.2%) claimants from the previous month. When compared to September 2020, the number of youth claimants decreased by 675 (-20.1%). When compared to March 2020, the number of youth claimants has increased by 755 (+39.2%).

The following table shows across the Black Country and for the UK for selected months the number of youth claimants and change for selected months:

| | Mar 2020 | Sep 2020 | Aug 2021 | Sep 2021 | % Change Since Mar 2020 | % Change Since Sep 2020 | % Change Since Aug 2021 |
|--------------------------|--------------|---------------|---------------|---------------|-------------------------|-------------------------|-------------------------|
| Dudley | 1,755 | 3,195 | 2,355 | 2,325 | 32.5% | -27.2% | -1.3% |
| Sandwell | 2,130 | 3,930 | 3,205 | 3,100 | 45.5% | -21.1% | -3.3% |
| Walsall | 1,940 | 3,375 | 2,655 | 2,555 | 31.7% | -24.3% | -3.8% |
| Wolverhampton | 1,925 | 3,355 | 2,770 | 2,680 | 39.2% | -20.1% | -3.2% |
| Black Country LEP | 7,750 | 13,850 | 10,985 | 10,660 | 37.5% | -23.0% | -3.0% |
| United Kingdom | 241,760 | 523,990 | 380,170 | 365,735 | 51.3% | -30.2% | -3.8% |

- Overall, for the Black Country the number of claimants as percentage of residents aged 16 – 24 years old is 8.7% compared to 5.2% for the UK in September 2021. The number of youth claimants as a percentage of residents aged 16 to 24 years old varies across the four local authorities with Wolverhampton at 10.0%, Sandwell at 9.0%, Walsall at 8.5% and Dudley at 7.5%.

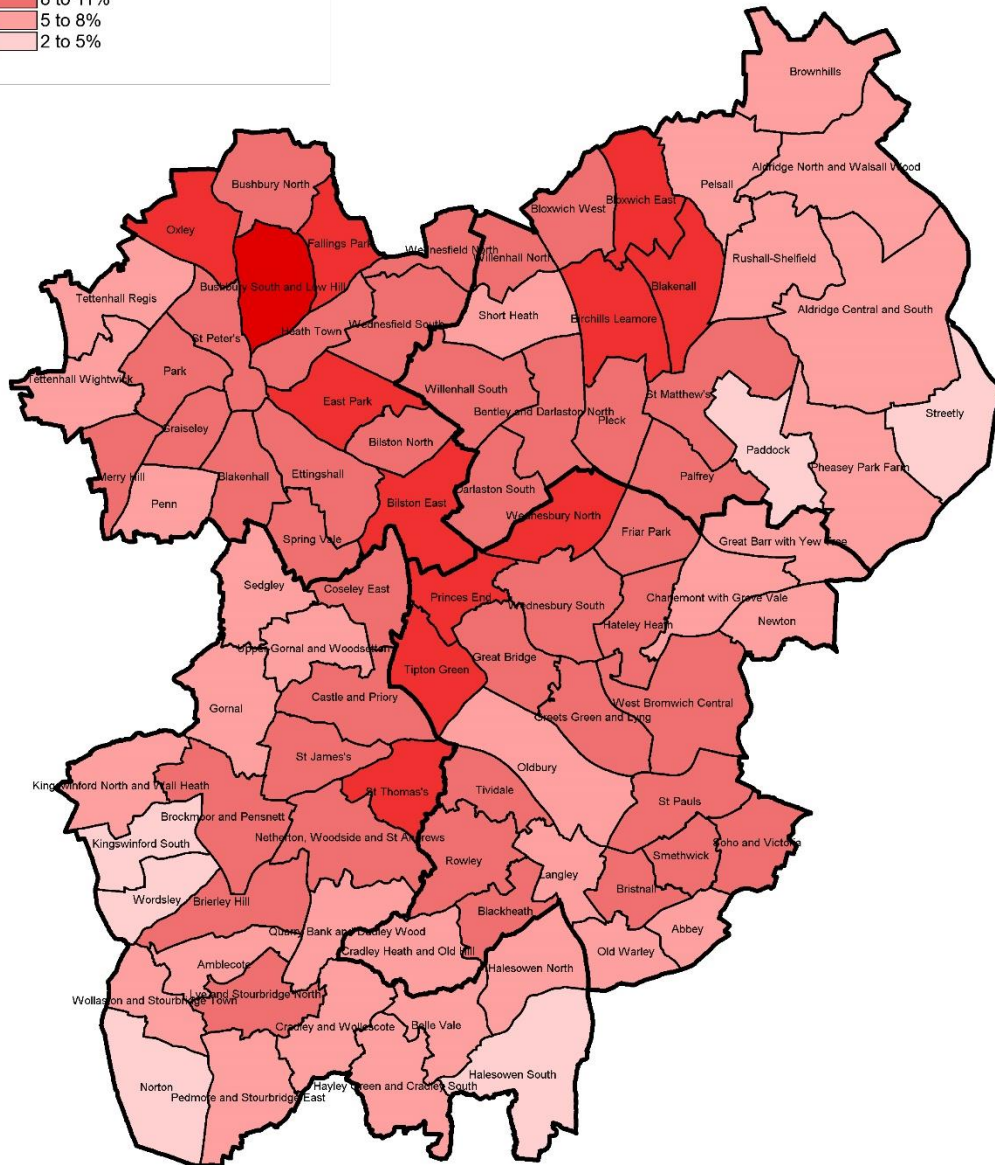
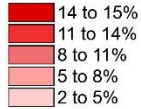
Ward Analysis

- Out of the 88 wards within the Black Country, 81 were at or above the UK-wide rate of 5.2% for the number of claimants as a percentage of residents aged 16 – 24 years old in September 2021.

The following map shows at a ward level in the Black Country, claimants as a percentage of residents aged 16-24 years old in September 2021:

YOUTH CLAIMANTS

Claimants as % of all residents aged 16-24 per ward (September 2021)



- The wards that had the highest number of youth claimants as a percentage of residents aged 16 – 24 years old in September 2021 was Bushbury South and Low Hill (Wolverhampton) at 14.0%, Blakenall (Walsall) at 13.7%, Fallings Park (Wolverhampton) at 13.7% and East Park (Wolverhampton) at 13.5%.

Alternative Claimant Count²

An experimental quarterly alternative claimant count was released that covers the yearly month of August 2016 to August 2021. These statistics measure the number of people claiming unemployment related benefits by modelling what the count would have been if Universal Credit had been fully rolled out since 2013 (when Universal Credit began).

Trends over time for local areas can be considered using the Claimant Count prior to 2013, and the Alternative Claimant Count from 2013. However, the figures cannot be directly compared as they are defined differently.

All Ages

- The alternative claimant count data estimated 56,230 claimants in the Black Country area in August 2021, a decrease of 17.7% (-12,064) when compared to August 2020. Over the same period the UK decreased by 22.7%. However, the figures are significantly higher in August 2021 when compared to the monthly figures of August 2016-2019. Compared to August 2019, claimants in the Black Country area had increased by 45.1% (+17,480), the UK increased by 65.9%.

All Ages Alternative Claimant Count, August 2016 – August 2021:

| | Aug-16 | Aug-17 | Aug-18 | Aug-19 | Aug-20 | Aug-21 | % Change Since Aug. 19 | % Change since Aug.20 |
|--------------------------|---------------|---------------|---------------|---------------|---------------|---------------|------------------------|-----------------------|
| Dudley | 8,667 | 8,536 | 8,440 | 8,434 | 14,893 | 11,816 | 40.1% | -20.7% |
| Sandwell | 11,759 | 11,368 | 11,266 | 11,071 | 19,944 | 16,882 | 52.5% | -15.4% |
| Walsall | 8,493 | 8,380 | 8,237 | 8,725 | 15,799 | 12,628 | 44.7% | -20.1% |
| Wolverhampton | 10,405 | 10,081 | 10,158 | 10,520 | 17,658 | 14,904 | 41.7% | -15.6% |
| Black Country LEP | 39,324 | 38,365 | 38,101 | 38,750 | 68,294 | 56,230 | 45.1% | -17.7% |
| UK | 1,303,667 | 1,269,184 | 1,254,570 | 1,280,856 | 2,749,220 | 2,125,131 | 65.9% | -22.7% |

Alternative Claimant Count – Aged 16-24 years old

- The alternative claimant count data estimated 10,447 youth claimants in the Black Country area in August 2021, a decrease of 21.8% (-2,909) when compared to August 2020. Over the same period the UK decreased by 30.0%. However, the youth claimant figures are significantly higher in August 2021 when compared to the monthly figures of August 2016-2019. Compared to August 2019, youth claimants in the Black Country area had increased by 53.9% (+3,660), the UK increased by 72.3%.

16- 24 years old Alternative Claimant Count, August 2016 – August 2021:

| | Aug-16 | Aug-17 | Aug-18 | Aug-19 | Aug-20 | Aug-21 | % Change Since Aug. 19 | % Change since Aug.20 |
|--------------------------|--------------|--------------|--------------|--------------|---------------|---------------|------------------------|-----------------------|
| Dudley | 1,576 | 1,467 | 1,470 | 1,604 | 3,067 | 2,244 | 39.9% | -26.8% |
| Sandwell | 1,930 | 1,721 | 1,642 | 1,746 | 3,745 | 3,073 | 76.0% | -17.9% |
| Walsall | 1,459 | 1,417 | 1,309 | 1,641 | 3,268 | 2,499 | 52.3% | -23.5% |
| Wolverhampton | 1,810 | 1,696 | 1,646 | 1,796 | 3,276 | 2,631 | 46.5% | -19.7% |
| Black Country LEP | 6,775 | 6,301 | 6,067 | 6,787 | 13,356 | 10,447 | 53.9% | -21.8% |
| UK | 211,837 | 192,929 | 186,673 | 209,188 | 515,038 | 360,365 | 72.3% | -30.0% |

² Source: Department for Work and Pensions, Alternative claimant statistics, October 2021