



Black Country Claimant Count: December 2021 - Released January 2022

In Summary:

- The Black Country had 50,480 claimants in December 2021, a decrease of 820 claimants (-1.6%) since November 2021; the UK decreased by 1.8% over this period. Compared to December 2020, Black Country claimants decreased by 14,525 (-22.3%); the UK decreased by 28.6% over this period. The Black Country has 12,205 more claimants since March 2020. This is an increase for the Black Country by 31.9%, while the UK increased by 45.7%.
- Overall, for the Black Country the number of claimants as a percentage of residents aged 16 years and over was 5.3% compared to 3.4% for the UK in December 2021.
- In December 2021, there were 8,965 youth claimants in the Black Country, a decrease of 470 (-5.0%) since November 2021, while for the UK there was a decrease of 4.2%. When compared to December 2020, the number of youth claimants decreased by 4,565 (-33.7%) in the Black Country, while UK-wide decreased by 40.1%. The Black Country had 1,215 more youth claimants when compared to March 2020. This is an increase of 15.7%, while the UK increased by 24.1%.
- Overall, for the Black Country the number of claimants as a percentage of residents aged 16-24 years and over was 7.3% compared to 4.2% for the UK in December 2021.

In Full:

Claimant count for people aged 16 years and over¹

- The Black Country had 50,480 claimants in December 2021, a decrease of 820 claimants (-1.6%) since November 2021; the UK decreased by 1.8% over this period. Compared to December 2020, Black Country claimants decreased by 14,525 (-22.3%); the UK decreased by 28.6% over this period. The Black Country has 12,205 more claimants since March 2020. This is an increase for the Black Country by 31.9%, while the UK increased by 45.7%.
- Dudley had 10,625 claimants aged 16 years and over in December 2021, a decrease of 220 (-2.0%) claimants from the previous month. Compared to December 2020, claimants in Dudley decreased by 3,595 (-25.3%). When compared to March 2020, the number of claimants has increased by 2,110 (+24.8%).
- Sandwell had 15,145 claimants aged 16 years and over in December 2021, a decrease of 140 (-0.9%) claimants from the previous month. Compared to December 2020, claimants in Sandwell decreased by 4,240 (-21.9%). When compared to March 2020, the number of claimants has increased by 4,365 (+40.5%).
- Walsall had 11,365 claimants aged 16 years and over in December 2021, a decrease of 190 (-1.6%) claimants from the previous month. Compared to December 2020, claimants in Walsall decreased by 3,320 (-22.6%). When compared to March 2020, the number of claimants has increased by 2,760 (+32.1%).
- Wolverhampton had 13,345 claimants aged 16 years and over in December 2021, a decrease of 270 (-2.0%) claimants from the previous month. Compared to December in 2020, claimants in Wolverhampton decreased by 3,375 (-20.2%). When compared to March 2020, the number of claimants has increased by 2,965 (+28.6%).

¹ Source: ONS based off Department of Work and Pensions, Claimant Count, January 2022. Please note, November 2021 figures have been revised.



The following table shows across the Black Country and for the UK for selected months the number of claimants and change for selected months:

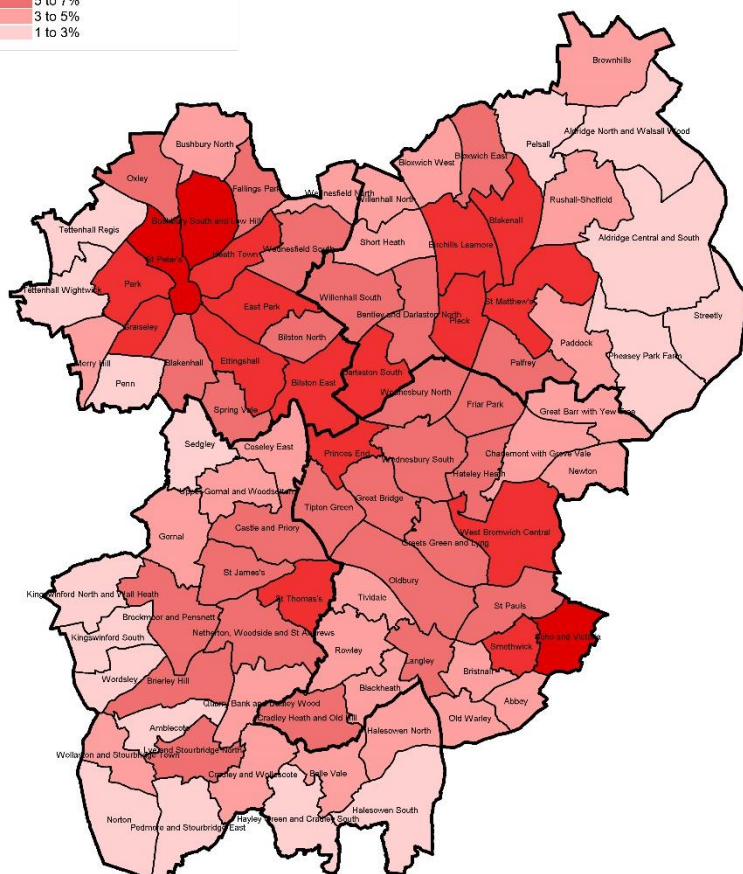

	Mar-20	Dec-20	Nov-21	Dec-21	% Change (Dec 21 - Mar 20)	% Change (Dec 21 - Dec 20)	% Change (Dec 21 - Nov 21)
Dudley	8,515	14,220	10,845	10,625	24.8%	-25.3%	-2.0%
Sandwell	10,780	19,385	15,285	15,145	40.5%	-21.9%	-0.9%
Walsall	8,605	14,685	11,555	11,365	32.1%	-22.6%	-1.6%
Wolverhampton	10,380	16,720	13,615	13,345	28.6%	-20.2%	-2.0%
Black Country LEP	38,275	65,005	51,300	50,480	31.9%	-22.3%	-1.6%
United Kingdom	1,268,620	2,589,740	1,881,715	1,848,050	45.7%	-28.6%	-1.8%

- Overall, for the Black Country the number of claimants as a percentage of residents aged 16 years and over was 5.3% compared to 3.4% for UK in December 2021. The number of claimants as a percentage of residents aged 16 years and over varies across the four local authorities with Wolverhampton at 6.4%, Sandwell at 6.0%, Walsall at 5.1% and Dudley at 4.1%.

Ward Analysis

The map to the right shows at a ward level in the Black Country, claimants as a percentage of residents aged 16 years and over in December 2021.

CLAIMANTS



- Out of the 88 wards within the Black Country, 69 were above the UK overall proportion of 3.4% for the number of claimants as a percentage of residents aged 16 years and over in December 2021.
- The wards with the highest number of claimants as a percentage of residents aged 16 years and over in December 2021 were St Peter's (Wolverhampton) at 10.6%, Soho and Victoria (Sandwell) at 9.8% and Bushbury South and Low Hill (Wolverhampton) at 9.1%.

Youth Claimants (Aged 16-24):

- In December 2021, there were 8,965 youth claimants in the Black Country, a decrease of 470 (-5.0%) since November 2021, while for the UK there was a decrease of 4.2%. When compared to December 2020, the number of youth claimants decreased by 4,565 (-33.7%) in the Black Country, while UK-wide decreased by 40.1%. The Black Country had 1,215 more youth claimants when compared to March 2020. This is an increase of 15.7%, while the UK increased by 24.1%.
- Dudley had 1,905 youth claimants in December 2021, a decrease of 150 (-7.3%) youth claimants since November 2021. When compared to December 2020, the number of youth claimants decreased by 1,190 (-38.4%). When compared to March 2020, the number of youth claimants has increased by 150 (+8.5%).
- Sandwell had 2,655 youth claimants in December 2021, this is a decrease of 95 claimants (-3.5%) since November 2021. When compared to December 2020, the number of youth claimants decreased by 1,365 (-34.0%). When compared to March 2020, the number of youth claimants has increased by 525 (+24.6%).
- Walsall had 2,180 youth claimants in December 2021, a decrease of 80 (-3.5%) claimants since November 2021. When compared to December 2020, the number of youth claimants decreased by 990 (-31.2%). When compared to March 2020, the number of youth claimants has increased by 240 (+12.4%).
- Wolverhampton had 2,220 youth claimants in December 2021, this is a decrease of 145 (-6.1%) claimants since November 2021. When compared to December 2020, the number of youth claimants decreased by 1,025 (-31.6%). When compared to March 2020, the number of youth claimants has increased by 295 (+15.3%).

The following table shows across the Black Country and for the UK for selected months the number of youth claimants and change for selected months:

	Mar-20	Dec-20	Nov-21	Dec-21	% Change (Dec 21 - Mar 20)	% Change (Dec 21 - Dec 20)	% Change (Dec 21 - Nov 21)
Dudley	1,755	3,095	2,055	1,905	8.5%	-38.4%	-7.3%
Sandwell	2,130	4,020	2,750	2,655	24.6%	-34.0%	-3.5%
Walsall	1,940	3,170	2,260	2,180	12.4%	-31.2%	-3.5%
Wolverhampton	1,925	3,245	2,365	2,220	15.3%	-31.6%	-6.1%
Black Country LEP	7,750	13,530	9,435	8,965	15.7%	-33.7%	-5.0%
United Kingdom	241,760	500,660	313,255	299,965	24.1%	-40.1%	-4.2%

- Overall, for the Black Country the number of claimants as percentage of residents aged 16 – 24 years old is 7.3% compared to 4.2% for the UK in December 2021. The number of youth claimants as a percentage of residents aged 16 to 24 years old varies across the four local authorities with Wolverhampton at 8.3%, Sandwell at 7.7%, Walsall at 7.3% and Dudley at 6.1%.

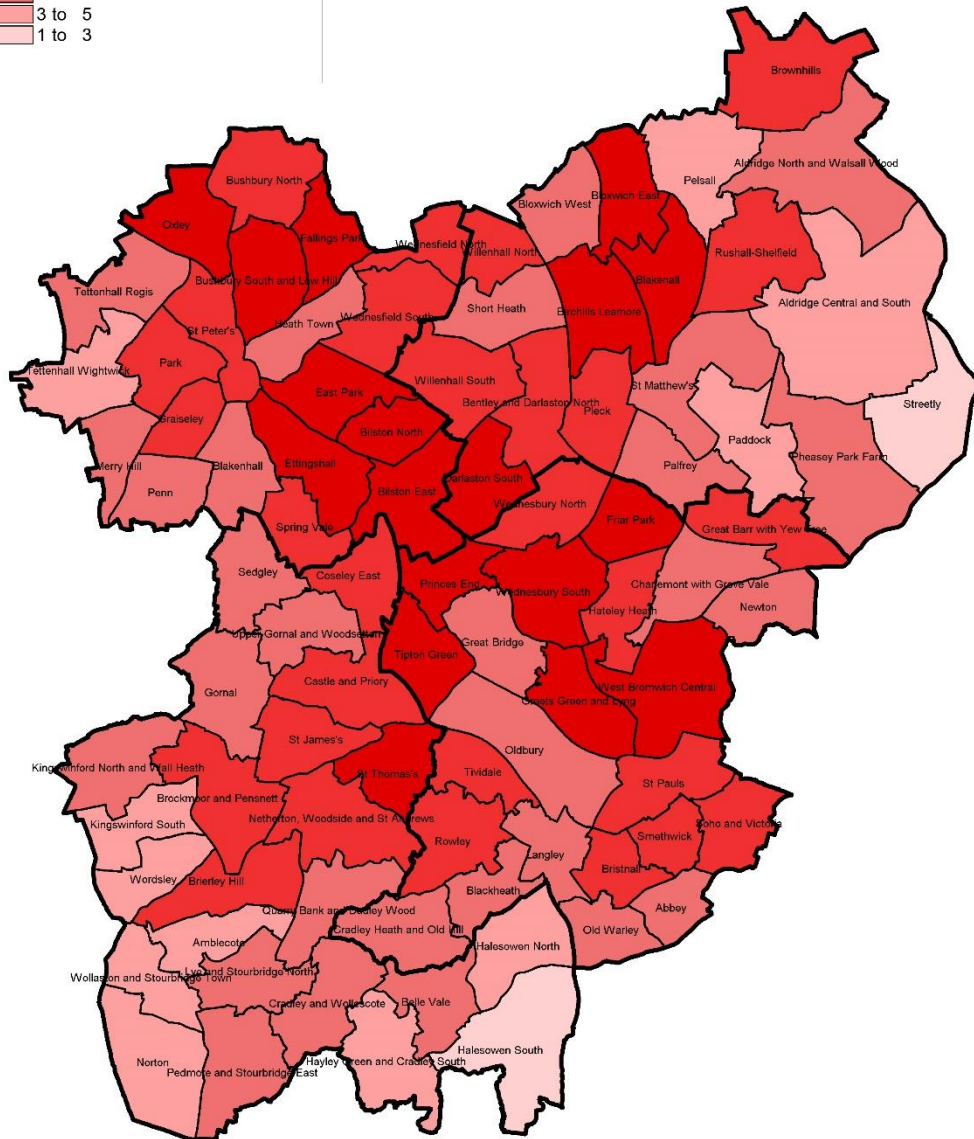
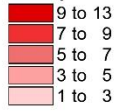
Ward Analysis

- Out of the 88 wards within the Black Country, 80 were at or above the UK-wide rate of 4.2% for the number of claimants as a percentage of residents aged 16 – 24 years old in December 2021.

The following map shows at a ward level in the Black Country, claimants as a percentage of residents aged 16-24 years old in December 2021:

YOUTH CLAIMANTS

Claimants as % of all residents aged 16-24 per ward (December 2021)



- The wards that had the highest number of youth claimants as a percentage of residents aged 16 – 24 years old in December 2021 was Bushbury South and Low Hill (Wolverhampton) at 12.1%, Princes End (Sandwell) at 11.6% and East Park (Wolverhampton) at 11.6%.

Alternative Claimant Count²

An experimental quarterly alternative claimant count was released that covers the yearly month of November 2016 to November 2021. These statistics measure the number of people claiming unemployment related benefits by modelling what the count would have been if Universal Credit had been fully rolled out since 2013 (when Universal Credit began).

Trends over time for local areas can be considered using the Claimant Count prior to 2013, and the Alternative Claimant Count from 2013. However, the figures cannot be directly compared as they are defined differently.

All Ages

- The alternative claimant count data estimated 50,316 claimants in the Black Country area in November 2021, a decrease of 25.0% (-16,750) when compared to November 2020. Over the same period the UK decreased by 30.3%. However, the figures are significantly higher in November 2021 when compared to the monthly figures of November 2016-2019. Compared to November 2019, claimants in the Black Country area had increased by 30.9% (+11,867), the UK increased by 44.6%.

All Ages Alternative Claimant Count, November 2016 – November 2021:

	Nov-16	Nov-17	Nov-18	Nov-19	Nov-20	Nov-21	% Change Since Nov. 19	% Change Since Nov. 20
Dudley	8,573	8,317	8,382	8,376	14,457	10,527	25.7%	-27.2%
Sandwell	11,711	11,142	10,976	11,052	20,011	15,095	36.6%	-24.6%
Walsall	8,554	8,037	7,948	8,722	15,368	11,213	28.6%	-27.0%
Wolverhampton	10,247	9,770	10,085	10,299	17,230	13,481	30.9%	-21.8%
Black Country LEP	39,085	37,266	37,391	38,449	67,066	50,316	30.9%	-25.0%
UK	1,276,906	1,233,925	1,232,029	1,271,926	2,637,946	1,838,635	44.6%	-30.3%

Alternative Claimant Count – 16-24 years old

- The alternative claimant count data estimated 8,817 youth claimants in the Black Country area in November 2021, a decrease of 33.2% (-4,376) when compared to November 2020. Over the same period the UK decreased by 40.2%. However, the youth claimant figures are significantly higher in November 2021 when compared to the monthly figures of November 2016-2019. Compared to November 2019, youth claimants in the Black Country area had increased by 27.2% (+1,885), the UK increased by 39.8%.

16- 24 years old Alternative Claimant Count, November 2016 – November 2021:

	Nov-16	Nov-17	Nov-18	Nov-19	Nov-20	Nov-21	% Change Since Nov. 19	% Change Since Nov. 20
Dudley	1,615	1,429	1,515	1,630	2,994	1,894	16.2%	-36.7%
Sandwell	1,957	1,687	1,615	1,849	3,852	2,586	39.9%	-32.9%
Walsall	1,489	1,383	1,269	1,679	3,097	2,099	25.0%	-32.2%
Wolverhampton	1,787	1,649	1,702	1,774	3,250	2,238	26.2%	-31.1%
Black Country LEP	6,848	6,148	6,101	6,932	13,193	8,817	27.2%	-33.2%
UK	205,424	187,236	187,800	209,316	489,683	292,635	39.8%	-40.2%

² Source: Department for Work and Pensions, Alternative claimant statistics, January 2022