



Black Country Claimant Count: February 2022 - Released March 2022

In Summary:

- The Black Country had 49,545 claimants in February 2022, an increase of 810 claimants (+1.7%) since January 2022; the UK increased by 1.8% over this period. Compared to February 2021, Black Country claimants decreased by 17,515 (-26.1%); the UK decreased by 32.4% over this period. The Black Country has 11,270 more claimants since March 2020. This is an increase for the Black Country by 29.4%, while the UK increased by 42.6%.
- Overall, for the Black Country the number of claimants as a percentage of residents aged 16 years and over was 5.2% compared to 3.3% for UK in February 2022.
- In February 2022, there were 8,630 youth (aged 16-24) claimants in the Black Country, an increase of 145 (+1.7%) since January 2022, while for the UK there was an increase of 2.5%. When compared to February 2021, the number of youth claimants decreased by 4,945 (-36.4%) in the Black Country, while UK-wide decreased by 43.5%. The Black Country had 880 more youth claimants when compared to March 2020. This is an increase of 11.4%, while the UK increased by 19.1%.
- Overall, for the Black Country the number of claimants as percentage of residents aged 16 – 24 years old was 7.1% compared to 4.1% for the UK in February 2022.

In Full:

Claimant count for people aged 16 years and over¹

- The Black Country had 49,545 claimants in February 2022, an increase of 810 claimants (+1.7%) since January 2022; the UK increased by 1.8% over this period. Compared to February 2021, Black Country claimants decreased by 17,515 (-26.1%); the UK decreased by 32.4% over this period. The Black Country has 11,270 more claimants since March 2020. This is an increase for the Black Country by 29.4%, while the UK increased by 42.6%.
- Dudley had 10,510 claimants aged 16 years and over in February 2022, an increase of 145 (+1.4%) claimants from the previous month. Compared to February 2021, claimants in Dudley decreased by 4,030 (-27.7%). When compared to March 2020, the number of claimants has increased by 1,995 (+23.4%).
- Sandwell had 14,830 claimants aged 16 years and over in February 2022, an increase of 270 (+1.9%) claimants from the previous month. Compared to February 2021, claimants in Sandwell decreased by 5,100 (-25.6%). When compared to March 2020, the number of claimants has increased by 4,050 (+37.6%).
- Walsall had 11,065 claimants aged 16 years and over in February 2022, an increase of 115 (+1.1%) claimants from the previous month. Compared to February 2021, claimants in Walsall decreased by 4,255 (-27.8%). When compared to March 2020, the number of claimants has increased by 2,460 (+28.6%).
- Wolverhampton had 13,140 claimants aged 16 years and over in February 2022, an increase of 280 (+2.2%) claimants from the previous month. Compared to February 2021, claimants in

¹ Source: ONS based off Department of Work and Pensions, Claimant Count, March 2022. Please note, the previous month figures have been revised.



Wolverhampton decreased by 4,130 (-23.9%). When compared to March 2020, the number of claimants has increased by 2,760 (+26.6%).

The following table shows across the Black Country and for the UK the number of claimants for a selection of months and also the change when compared to February 2022:

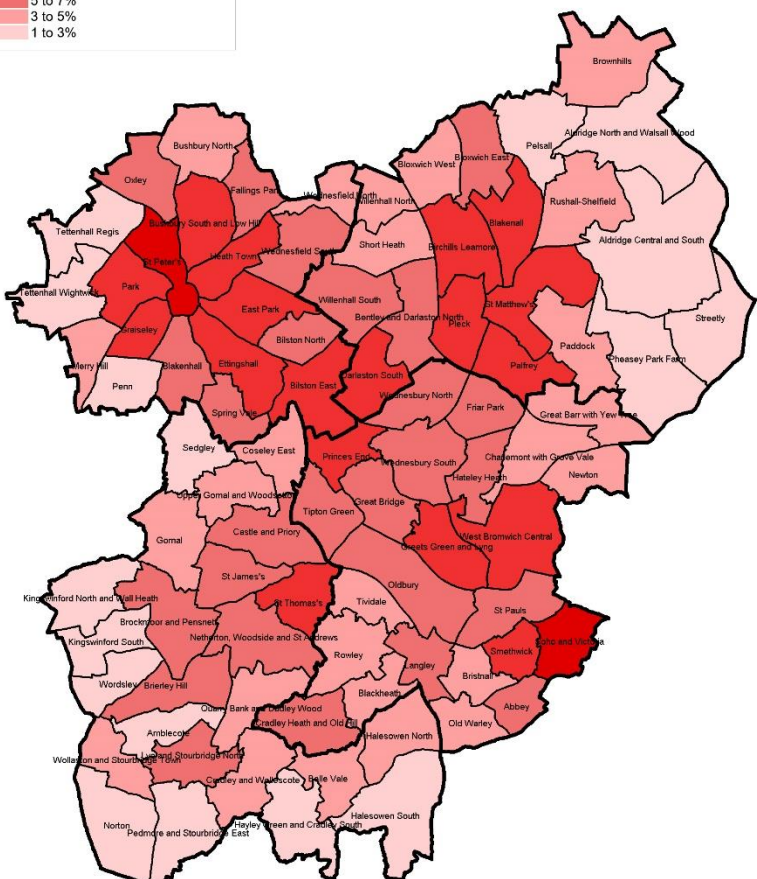
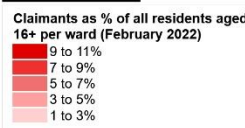
| | March 2020 | February 2021 | January 2022 | February 2022 | % change Since March 20 | % change 1 year | % change 1 month |
|--------------------------|---------------|---------------|---------------|---------------|-------------------------|-----------------|------------------|
| Dudley | 8,515 | 14,540 | 10,365 | 10,510 | 23.4% | -27.7% | 1.4% |
| Sandwell | 10,780 | 19,930 | 14,560 | 14,830 | 37.6% | -25.6% | 1.9% |
| Walsall | 8,605 | 15,320 | 10,950 | 11,065 | 28.6% | -27.8% | 1.1% |
| Wolverhampton | 10,380 | 17,270 | 12,860 | 13,140 | 26.6% | -23.9% | 2.2% |
| Black Country LEP | 38,275 | 67,060 | 48,735 | 49,545 | 29.4% | -26.1% | 1.7% |
| United Kingdom | 1,268,620 | 2,678,280 | 1,777,485 | 1,809,660 | 42.6% | -32.4% | 1.8% |

- Overall, for the Black Country the number of claimants as a percentage of residents aged 16 years and over was 5.2% compared to 3.3% for UK in February 2022. The number of claimants as a percentage of residents aged 16 years and over varies across the four local authorities with Wolverhampton at 6.3%, Sandwell at 5.8%, Walsall at 4.9% and Dudley at 4.0%.

Ward Analysis

The map to the right shows at a ward level in the Black Country, claimants as a percentage of residents aged 16 years and over in February 2022.

CLAIMANTS



- Out of the 88 wards within the Black Country, 69 were above the UK overall proportion of 3.3% for the number of claimants as a percentage of residents aged 16 years and over in February 2022.
- The wards with the highest number of claimants as a percentage of residents aged 16 years and over in February 2022 were St Peter's (Wolverhampton) at 10.6%, Soho and Victoria (Sandwell) at 9.9% and Bushbury South and Low Hill (Wolverhampton) at 8.7%.

Youth Claimants (Aged 16-24):

- In February 2022, there were 8,630 youth (aged 16-24) claimants in the Black Country, an increase of 145 (+1.7%) since January 2022, while for the UK there was an increase of 2.5%. When compared to February 2021, the number of youth claimants decreased by 4,945 (-36.4%) in the Black Country, while UK-wide decreased by 43.5%. The Black Country had 880 more youth claimants when compared to March 2020. This is an increase of 11.4%, while the UK increased by 19.1%.
- Dudley had 1,870 youth claimants in February 2022, an increase of 45 (+2.5%) youth claimants since January 2022. When compared to February 2021, the number of youth claimants decreased by 1,220 (-39.5%). When compared to March 2020, the number of youth claimants has increased by 115 (+6.6%).
- Sandwell had 2,550 youth claimants in February 2022, this is an increase of 55 claimants (+2.2%) since January 2022. When compared to February 2021, the number of youth claimants decreased by 1,450 (-36.3%). When compared to March 2020, the number of youth claimants has increased by 420 (+19.7%).
- Walsall had 2,100 youth claimants in February 2022, a decrease of 25 (-1.2%) claimants since January 2022. When compared to February 2021, the number of youth claimants decreased by 1,140 (-35.2%). When compared to March 2020, the number of youth claimants has increased by 160 (+8.2%).
- Wolverhampton had 2,115 youth claimants in February 2022, this is an increase of 75 (+3.7%) claimants since January 2022. When compared to February 2021, the number of youth claimants decreased by 1,135 (-34.9%). When compared to March 2020, the number of youth claimants has increased by 190 (+9.9%).

The following table shows across the Black Country and for the UK the number of claimants aged 16-24 years old for a selection of months and also the change when compared to February 2022:

| | March 2020 | February 2021 | January 2022 | February 2022 | % change Since March 20 | % change 1 year | % change 1 month |
|--------------------------|--------------|---------------|--------------|---------------|-------------------------|-----------------|------------------|
| Dudley | 1,755 | 3,090 | 1,825 | 1,870 | 6.6% | -39.5% | 2.5% |
| Sandwell | 2,130 | 4,000 | 2,495 | 2,550 | 19.7% | -36.3% | 2.2% |
| Walsall | 1,940 | 3,240 | 2,125 | 2,100 | 8.2% | -35.2% | -1.2% |
| Wolverhampton | 1,925 | 3,250 | 2,040 | 2,115 | 9.9% | -34.9% | 3.7% |
| Black Country LEP | 7,750 | 13,575 | 8,485 | 8,630 | 11.4% | -36.4% | 1.7% |
| United Kingdom | 241,760 | 509,610 | 280,895 | 287,970 | 19.1% | -43.5% | 2.5% |

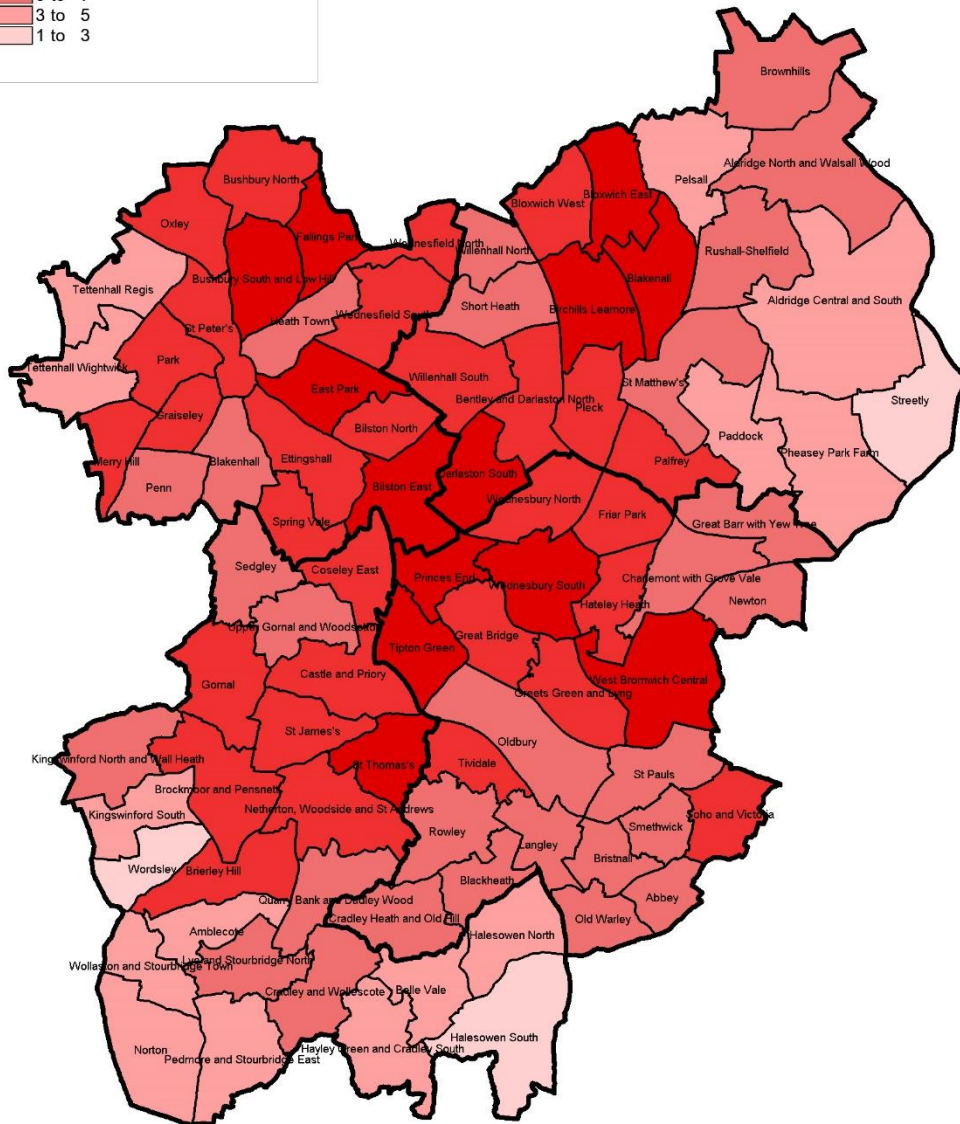
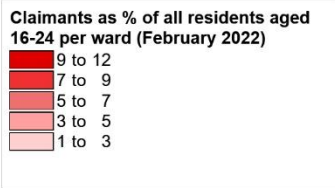
- Overall, for the Black Country the number of claimants as percentage of residents aged 16 – 24 years old was 7.1% compared to 4.1% for the UK in February 2022. The number of youth claimants as a percentage of residents aged 16 to 24 years old varies across the four local authorities with Wolverhampton at 7.9%, Sandwell at 7.4%, Walsall at 7.0% and Dudley at 6.0%.

Ward Analysis

- Out of the 88 wards within the Black Country, 81 were at or above the UK-wide rate of 4.1% for the number of claimants as a percentage of residents aged 16 – 24 years old in February 2022.

The following map shows at a ward level in the Black Country, claimants as a percentage of residents aged 16-24 years old in February 2022:

YOUTH CLAIMANTS



© Crown Copyright and database right [2022]. Ordnance Survey [100046698]
 You are not permitted to copy, sub-license, distribute or sell any of this data to third parties in any form

- The wards that had the highest number of youth claimants as a percentage of residents aged 16 – 24 years old in February 2022 was Princes End (Sandwell) at 11.3%, East Park (Wolverhampton) at 11.2%, and Bushbury South and Low Hill (Wolverhampton) at 10.7%.