



Black Country Claimant Count - Released July 2022

In Summary:

- The Black Country had 45,555 claimants in June 2022, an increase of 190 claimants (+0.4%) since May 2022; the UK decreased by 1.2% over this period. Compared to May 2021, Black Country claimants decreased by 14,375 (-24.0%); the UK decreased by 31.6% over this period. The Black Country has 7,280 more claimants since March 2020. This is an increase for the Black Country by 19.0%, while the UK increased by 23.2%.
- Overall, for the Black Country the number of claimants as a percentage of residents aged 16 years and over was 4.8% compared to 2.9% for the UK in June 2022.
- In June 2022, there were 7,855 youth (aged 16-24) claimants in the Black Country, a decrease of 25 (-0.3%), while for the UK there was a decrease of 0.7% since May 2022. When compared to June 2021, the number of youth claimants decreased by 4,140 (-34.5%) in the Black Country, while UK-wide decreased by 42.0%. The Black Country had 105 more youth claimants when compared to March 2020. This is an increase of 1.4%, while the UK increased by 2.0%.
- Notably, in June 2022, when compared to pre-Coronavirus levels (March 2020), Dudley had 85 fewer youth claimants and Walsall had 100 fewer youth claimants.
- Overall, for the Black Country the number of claimants as percentage of residents aged 16 – 24 years old was 6.4% compared to 3.5% for the UK in June 2022

In Full:

Claimant count for people aged 16 years and over¹

- The Black Country had 45,555 claimants in June 2022, an increase of 190 claimants (+0.4%) since May 2022; the UK decreased by 1.2% over this period. Compared to May 2021, Black Country claimants decreased by 14,375 (-24.0%); the UK decreased by 31.6% over this period. The Black Country has 7,280 more claimants since March 2020. This is an increase for the Black Country by 19.0%, while the UK increased by 23.2%.
- Dudley had 9,645 claimants aged 16 years and over in June 2022, a decrease of 70 (-0.7%) claimants from the previous month. Compared to June 2021, claimants in Dudley decreased by 2,935 (-23.3%). When compared to March 2020, the number of claimants has increased by 1,130 (+13.3%).
- Sandwell had 13,785 claimants aged 16 years and over in June 2022, an increase of 185 (+1.4%) claimants from the previous month. Compared to June 2021, claimants in Sandwell decreased by 4,045 (-22.7%). When compared to March 2020, the number of claimants has increased by 3,005 (+27.9%).
- Walsall had 9,870 claimants aged 16 years and over in June 2022, a decrease of 15 (-0.2%) claimants from the previous month. Compared to June 2021, claimants in Walsall decreased by 3,725 (-27.4%). When compared to March 2020, the number of claimants has increased by 1,265 (+14.7%).
- Wolverhampton had 12,255 claimants aged 16 years and over in June 2022, an increase of 90 (+0.7%) claimants from the previous month. Compared to June 2021, claimants in Wolverhampton decreased by 3,675 (-23.1%). When compared to March 2020, the number of claimants has increased by 1,875 (+18.1%).

¹ Source: ONS based off Department of Work and Pensions, Claimant Count, July 2022. Please note, the previous month figures have been revised.



The following table shows across the Black Country and for the UK the number of claimants for a selection of months and also the change when compared to June 2022:


	March 2020	June 2021	May 2022	June 2022	% change Since March 20	% change 1 year	% change 1 month
Dudley	8,515	12,580	9,715	9,645	13.3%	-23.3%	-0.7%
Sandwell	10,780	17,830	13,600	13,785	27.9%	-22.7%	1.4%
Walsall	8,605	13,595	9,885	9,870	14.7%	-27.4%	-0.2%
Wolverhampton	10,380	15,930	12,165	12,255	18.1%	-23.1%	0.7%
Black Country	38,275	59,930	45,365	45,555	19.0%	-24.0%	0.4%
United Kingdom	1,268,620	2,285,995	1,582,215	1,563,350	23.2%	-31.6%	-1.2%

- Overall, for the Black Country the number of claimants as a percentage of residents aged 16 years and over was 4.8% compared to 2.9% for the UK in June 2022. The number of claimants as a percentage of residents aged 16 years and over varies across the four local authorities with Wolverhampton at 5.9%, Sandwell at 5.4%, Walsall at 4.4% and Dudley at 3.7%.

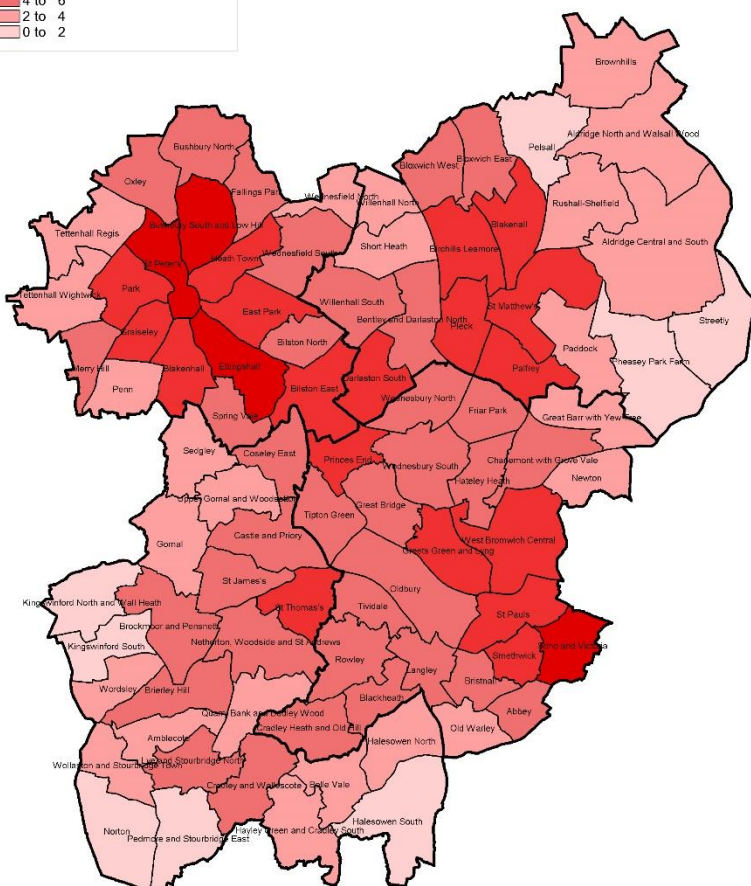
Ward Analysis

The map to the right shows at a ward level in the Black Country, claimants as a percentage of residents aged 16 years and over in June 2022.

CLAIMANTS



- Out of the 88 wards within the Black Country, 70 were above the UK overall proportion of 2.9% for the number of claimants as a percentage of residents aged 16 years and over in June 2022.
- The wards with the highest number of claimants as a percentage of residents aged 16 years and over in June 2022 were St Peter's (Wolverhampton) at 10.0%, Soho and Victoria (Sandwell) at 9.2% and Bushbury South and Low Hill (Wolverhampton) at 8.3%. In contrast, the lowest number of claimants as a percentage of residents aged 16 years and over in June 2022 were in Streetly (Walsall) at 1.0% then Kingswinford North and Wall Health (Dudley) at 1.5%, followed by Norton (Dudley) and Halesowen South (Dudley) both at 1.6%.



Youth Claimants (Aged 16-24):

- In June 2022, there were 7,855 youth (aged 16-24) claimants in the Black Country, a decrease of 25 (-0.3%), while for the UK there was a decrease of 0.7% since May 2022. When compared to June 2021, the number of youth claimants decreased by 4,140 (-34.5%) in the Black Country, while UK-wide decreased by 42.0%. The Black Country had 105 more youth claimants when compared to March 2020. This is an increase of 1.4%, while the UK increased by 2.0%.
- Dudley had 1,670 youth claimants in June 2022, a decrease of 30 (-1.8%) youth claimants since May 2022. When compared to June 2021, the number of youth claimants decreased by 905 (-35.1%). When compared to pre-Coronavirus levels (March 2020), Dudley had 85 less claimants (-4.8%).
- Sandwell had 2,365 youth claimants in June 2022, this is an increase of 20 claimants (+0.9%) since May 2022. When compared to June 2021, the number of youth claimants decreased by 1,170 (-33.1%). When compared to March 2020, the number of youth claimants has increased by 235 (+11.0%).
- Walsall had 1,840 youth claimants in June 2022, a decrease of 20 (-1.1%) claimants since May 2022. When compared to June 2021, the number of youth claimants decreased by 1,035 (-36.0%). When compared to pre-Coronavirus levels (March 2020), Walsall had 100 less claimants (-5.2%).
- Wolverhampton had 1,980 youth claimants in June 2022, remaining the same since May 2022. When compared to June 2021, the number of youth claimants decreased by 1,025 (-34.1%). When compared to March 2020, the number of youth claimants has increased by 55 (+2.9%).

The following table shows across the Black Country and for the UK the number of claimants aged 16-24 years old for a selection of months and also the change when compared to June 2022:

	March 2020	June 2021	May 2022	June 2022	% change Since March 20	% change 1 year	% change 1 month
Dudley	1,755	2,575	1,700	1,670	-4.8%	-35.1%	-1.8%
Sandwell	2,130	3,535	2,345	2,365	11.0%	-33.1%	0.9%
Walsall	1,940	2,875	1,860	1,840	-5.2%	-36.0%	-1.1%
Wolverhampton	1,925	3,005	1,980	1,980	2.9%	-34.1%	0.0%
Black Country	7,750	11,995	7,880	7,855	1.4%	-34.5%	-0.3%
United Kingdom	241,760	424,965	248,455	246,605	2.0%	-42.0%	-0.7%

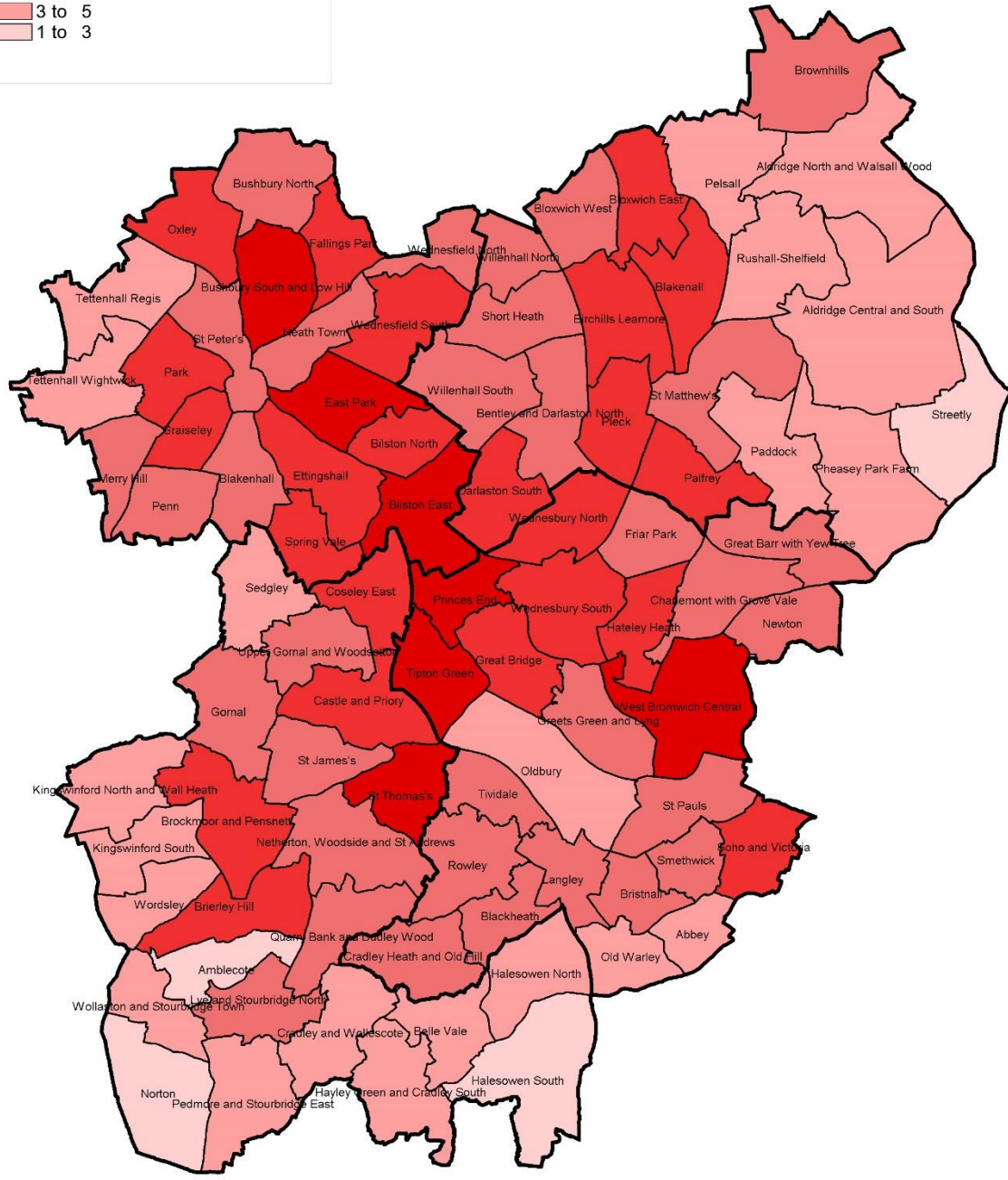

- Overall, for the Black Country the number of claimants as percentage of residents aged 16 – 24 years old was 6.4% compared to 3.5% for the UK in June 2022. The number of youth claimants as a percentage of residents aged 16 to 24 years old varies across the four local authorities with Wolverhampton at 7.4%, Sandwell at 6.9%, Walsall at 6.2% and Dudley at 5.4%.

Ward Analysis

- Out of the 88 wards within the Black Country, 80 were above the UK-wide rate of 3.5% for the number of claimants as a percentage of residents aged 16 – 24 years old in June 2022.
- The wards that had the highest number of youth claimants as a percentage of residents aged 16 – 24 years old in June 2022 was Princes End (Sandwell) at 10.3%, East Park (Wolverhampton) at 10.1% and Bushbury South and Low Hill (Wolverhampton) at 9.8%. In contrast, the lowest number of claimants as a percentage of residents aged 16 years and over in June 2022 were in Streetly (Walsall) at 1.4%, Norton (Dudley) at 2.0% and then Amblecote and Halesowen South (Dudley) both at 2.4%.

The following map shows at a ward level in the Black Country, claimants as a percentage of residents aged 16-24 years old in June 2022:

YOUTH CLAIMANTS



Alternative Claimant Count²

These statistics measure the number of people claiming unemployment related benefits by modelling what the count would have been if Universal Credit had been fully rolled out since 2013. Trends over time for local areas can be considered using the Claimant Count prior to 2013, and the Alternative Claimant Count from 2013. The figures cannot be directly compared as they are defined differently.

All Ages

- The alternative claimant count data estimated 43,726 claimants in the Black Country area in May 2022, a decrease of 30.1% (-18,795) when compared to May 2021. Over the same period the UK decreased by 36.9%. The May 2022 all ages alternative claimant count remained above the May 2017 figures for both the Black Country and the UK.

The following table shows the all-ages alternative claimant count, May 2017 – May 2022:

	May-17	May-18	May-19	May-20	May-21	May-22	Num. Change Since May 21	% Change Since May 21
Dudley	8,621	8,559	8,454	15,150	13,190	9,020	-4,170	-31.6%
Sandwell	11,637	11,256	10,999	19,691	18,743	13,388	-5,355	-28.6%
Walsall	8,635	8,336	8,531	16,093	14,142	9,555	-4,587	-32.4%
Wolverhampton	10,425	10,359	10,477	17,647	16,446	11,763	-4,683	-28.5%
Black Country	39,318	38,510	38,461	68,581	62,521	43,726	-18,795	-30.1%
UK	1,308,741	1,284,646	1,282,120	2,764,673	2,423,108	1,529,480	-893,628	-36.9%

16-24 years old

- The alternative claimant count data estimated 7,265 claimants aged 16-24 in the Black Country area in May 2022, a decrease of 40.3% (-4,896) when compared to May 2021. Over the same period the UK decreased by 47.8%. The May 2022 youth alternative claimant count remained above the May 2017 figures for both the Black Country and the UK.

The following table shows the 16–24-year-olds alternative claimant count, May 2017 – May 2022:

	May-17	May-18	May-19	May-20	May-21	May-22	Num. Change Since May 21	% Change Since May 21
Dudley	1,504	1,497	1,506	2,968	2,644	1,514	-1,130	-42.7%
Sandwell	1,723	1,612	1,665	3,639	3,596	2,185	-1,411	-39.2%
Walsall	1,460	1,352	1,493	3,240	2,908	1,713	-1,195	-41.1%
Wolverhampton	1,738	1,725	1,756	3,104	3,013	1,853	-1,160	-38.5%
Black Country	6,425	6,186	6,420	12,951	12,161	7,265	-4,896	-40.3%
UK	198,505	191,639	203,144	493,745	437,371	228,326	-209,045	-47.8%

² Source: Department for Work and Pensions, Alternative claimant statistics, July 2022