

Black Country Claimant Count August 2022 - Released September 2022

In Summary:

- The Black Country had 44,645 claimants in August 2022, an increase of 550 claimants (+1.2%) since July 2022; the UK increased by 1.0% over this period. Compared to August 2021, Black Country claimants decreased by 12,095 (-21.3%); the UK decreased by 28.3% over this period. The Black Country has 6,370 more claimants since March 2020. This is an increase for the Black Country by 16.6%, while the UK increased by 21.2%.
- Overall, for the Black Country the number of claimants as a percentage of residents aged 16 years and over was 4.7% compared to 2.8% for the UK in August 2022.
- In August 2022, there were 8,025 youth (aged 16-24) claimants in the Black Country, an increase of 255 (+3.3%) compared to an increase of 3.6% since July 2022. When compared to August 2021, the number of youth claimants decreased by 2,960 (-26.9%) in the Black Country, while UK-wide decreased by 32.3%. The Black Country had 275 more youth claimants when compared to March 2020. This is an increase of 3.5%, while the UK increased by 6.5%.
- Notably, in August 2022, when compared to pre-Coronavirus levels (March 2020), Dudley had 90 fewer youth claimants and Walsall had 30 fewer youth claimants. Overall, for the Black Country the number of claimants as percentage of residents aged 16 – 24 years old was 6.6% compared to 3.6% for the UK in August 2022.

In Full:

Claimant count for people aged 16 years and over¹

- The Black Country had 44,645 claimants in August 2022, an increase of 550 claimants (+1.2%) since July 2022; the UK increased by 1.0% over this period. Compared to August 2021, Black Country claimants decreased by 12,095 (-21.3%); the UK decreased by 28.3% over this period. The Black Country has 6,370 more claimants since March 2020. This is an increase for the Black Country by 16.6%, while the UK increased by 21.2%.
- Dudley had 9,400 claimants aged 16 years and over in August 2022, an increase of 25 (+0.3%) from the previous month. Compared to August 2021, claimants in Dudley decreased by 2,640 (-21.9%). When compared to March 2020, the number of claimants has increased by 885 (+10.4%).
- Sandwell had 13,410 claimants aged 16 years and over in August 2022, an increase of 145 (+1.1%) claimants from the previous month. Compared to August 2021, claimants in Sandwell decreased by 3,380 (-20.1%). When compared to March 2020, the number of claimants has increased by 2,630 (+24.4%).
- Walsall had 9,775 claimants aged 16 years and over in August 2022, an increase of 250 (+2.6%) claimants from the previous month. Compared to August 2021, claimants in Walsall decreased by 3,075 (-23.9%). When compared to March 2020, the number of claimants has increased by 1,170 (+13.6%).
- Wolverhampton had 12,060 claimants aged 16 years and over in August 2022, an increase of 130 (+1.1%) claimants from the previous month. Compared to August 2021, claimants in Wolverhampton decreased by 3,000 (-19.9%). When compared to March 2020, the number of claimants has increased by 1,680 (+16.2%).

¹ Source: ONS based off Department of Work and Pensions, Claimant Count, September 2022. Please note, the previous month figures have been revised.

The following table shows across the Black Country and for the UK the number of claimants for a selection of months and also the change when compared to August 2022:

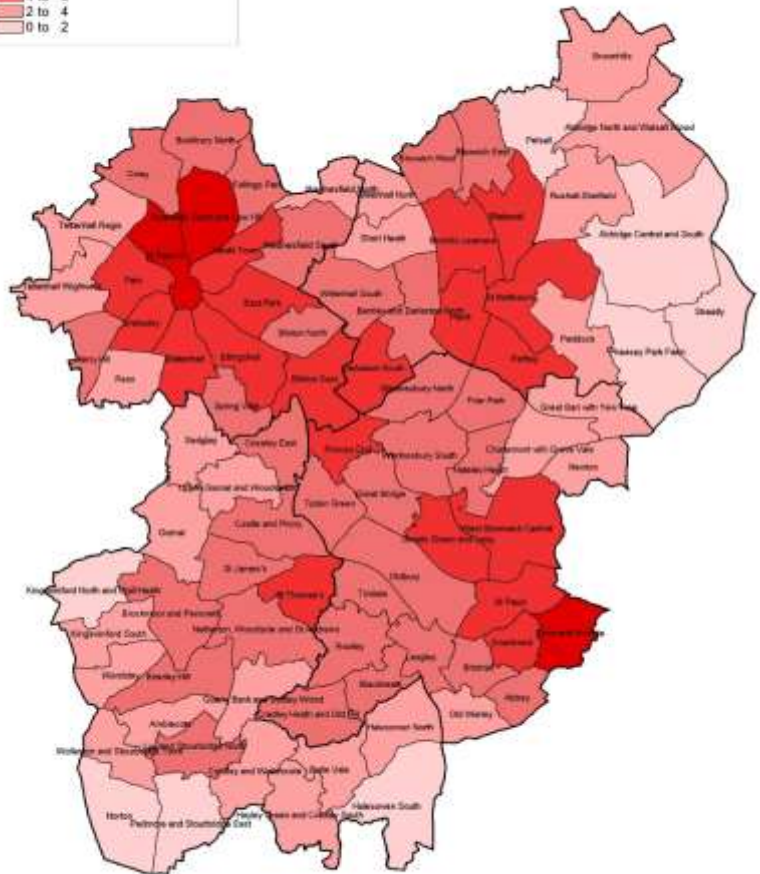

	Mar 2020	Aug 2021	Jul 2022	Aug 2022	% Change Since March 20	% Change 1 year	% Change 1 month
Dudley	8,515	12,040	9,375	9,400	10.4%	-21.9%	0.3%
Sandwell	10,780	16,790	13,265	13,410	24.4%	-20.1%	1.1%
Walsall	8,605	12,850	9,525	9,775	13.6%	-23.9%	2.6%
Wolverhampton	10,380	15,060	11,930	12,060	16.2%	-19.9%	1.1%
Black Country	38,275	56,740	44,095	44,645	16.6%	-21.3%	1.2%
United Kingdom	1,268,620	2,144,330	1,523,345	1,538,025	21.2%	-28.3%	1.0%

- Overall, for the Black Country the number of claimants as a percentage of residents aged 16 years and over was 4.7% compared to 2.8% for the UK in August 2022. The number of claimants as a percentage of residents aged 16 years and over varies across the four local authorities with Wolverhampton at 5.8%, Sandwell at 5.3%, Walsall at 4.4% and Dudley at 3.6%.

Ward Analysis

The map to the right shows at a ward level in the Black Country, claimants as a percentage of residents aged 16 years and over in August 2022.

CLAIMANTS



- Out of the 88 wards within the Black Country, 70 were above the UK overall proportion of 2.8% for the number of claimants as a percentage of residents aged 16 years and over in August 2022.
- The wards with the highest number of claimants as a percentage of residents aged 16 years and over in August 2022 were St Peter's (Wolverhampton) at 9.6%, Soho and Victoria (Sandwell) at 8.8% and Bushbury South and Low Hill (Wolverhampton) at 8.2%.
- In contrast, the lowest number of claimants as a percentage of residents aged 16 years and over in August 2022 were in Streetly (Walsall) at 1.0%, followed by Kingswinford North and Wall Heath (Dudley) at 1.4% and then Halesowen South (Dudley) at 1.5%.

Youth Claimants (Aged 16-24):

- In August 2022, there were 8,025 youth (aged 16-24) claimants in the Black Country, an increase of 255 (+3.3%) compared to an increase of 3.6% since July 2022. When compared to August 2021, the number of youth claimants decreased by 2,960 (-26.9%) in the Black Country, while UK-wide decreased by 32.3%. The Black Country had 275 more youth claimants when compared to March 2020. This is an increase of 3.5%, while the UK increased by 6.5%.
- Dudley had 1,665 youth claimants in August 2022, an increase of 30 (+1.8%) youth claimants since July 2022. When compared to August 2021, the number of youth claimants decreased by 690 (-29.3%). When compared to pre-Coronavirus levels (March 2020), Dudley had 90 less claimants (-5.1%).
- Sandwell had 2,400 youth claimants in August 2022, this is an increase of 65 claimants (+2.8%) since July 2022. When compared to August 2021, the number of youth claimants decreased by 805 (-25.1%). When compared to March 2020, the number of youth claimants has increased by 270 (+12.7%).
- Walsall had 1,910 youth claimants in August 2022, an increase of 95 (+5.2%) claimants since July 2022. When compared to August 2021, the number of youth claimants decreased by 745 (-28.1%). When compared to pre-Coronavirus levels (March 2020), Walsall had 30 less claimants (-1.5%).
- Wolverhampton had 2,050 youth claimants in August 2022, an increase of 55 (+2.8%) claimants since July 2022. When compared to August 2021, the number of youth claimants decreased by 720 (-26.0%). When compared to March 2020, the number of youth claimants has increased by 125 (+6.5%).


The following table shows across the Black Country and for the UK the number of claimants aged 16-24 years old for a selection of months and also the change when compared to August 2022:

	Mar 2020	Aug 2021	Jul 2022	Aug 2022	% Change Since March 20	% Change 1 year	% Change 1 month
Dudley	1,755	2,355	1,635	1,665	-5.1%	-29.3%	1.8%
Sandwell	2,130	3,205	2,335	2,400	12.7%	-25.1%	2.8%
Walsall	1,940	2,655	1,815	1,910	-1.5%	-28.1%	5.2%
Wolverhampton	1,925	2,770	1,995	2,050	6.5%	-26.0%	2.8%
Black Country	7,750	10,985	7,770	8,025	3.5%	-26.9%	3.3%
United Kingdom	241,760	380,170	248,525	257,355	6.5%	-32.3%	3.6%

- Overall, for the Black Country the number of claimants as percentage of residents aged 16 – 24 years old was 6.6% compared to 3.6% for the UK in August 2022. The number of youth claimants as a percentage of residents aged 16 to 24 years old varies across the four local authorities with Wolverhampton at 7.7%, Sandwell at 7.0%, Walsall at 6.4% and Dudley at 5.3%.

Ward Analysis

- Out of the 88 wards within the Black Country, 80 were above or the same as UK-wide rate of 3.6% for the number of claimants as a percentage of residents aged 16 – 24 years old in August 2022.



- The wards that had the highest number of youth claimants as a percentage of residents aged 16 – 24 years old in August 2022 was East Park (Wolverhampton) at 11.6%, Bilston East (Walsall) at 10.6% and Bushbury South and Low Hill (Wolverhampton) at 10.1%.
- In contrast, the lowest number of claimants as a percentage of residents aged 16 years and over in August 2022 were in Streetly (Walsall) at 1.8%, Halesowen South (Dudley) at 1.9% and Norton (Dudley) at 2.5%.

The following map shows at a ward level in the Black Country, claimants as a percentage of residents aged 16-24 years old in August 2022:

YOUTH CLAIMANTS

Claimants as % of all residents aged 16-24 per ward (August 2022)

