

Black Country APS Qualifications (NVQ)

The Annual Population Survey (APS) datasets from the Office of National Statistics were updated on 20th April 2020 with new figures for the Jan 2020 – Dec 2020 survey period.

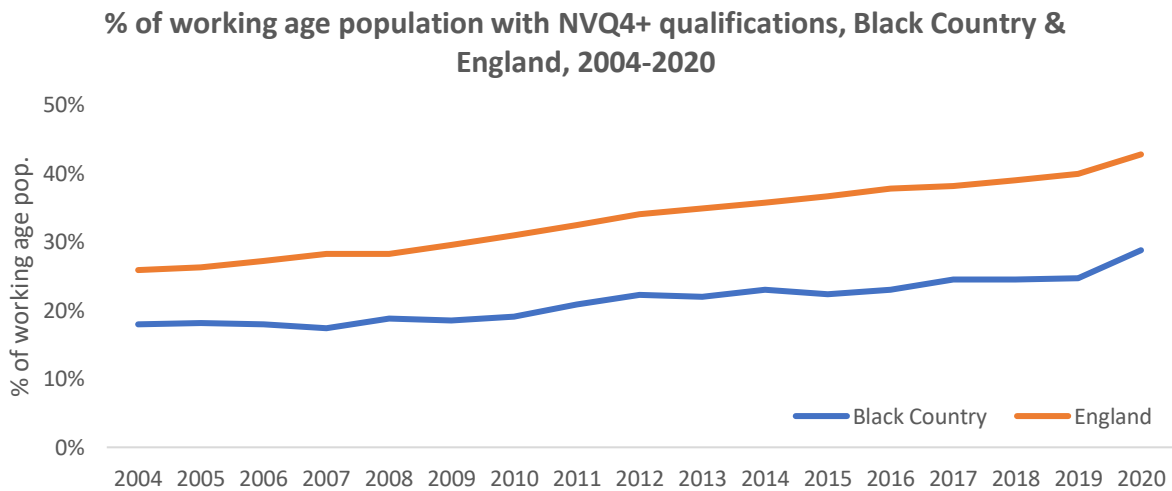
Headline Summary

- The Black Country working age population continues to grow and numbers for 2020 show 730,400 people (aged 16-64). This is an increase of 0.2% (+1,200) since 2019.
- In the Black Country, NVQ Level 4+ qualifications increased by 16.8% (+30,300) over the year to 210,600 people (from 180,300 in 2019) compared to a national increase of 7.2%.
- This means that for 2020, 28.8% of the working age population in the Black Country were educated to NVQ4+ levels.
- Despite this positive improvement, a further 102,011 working age Black Country residents are required to obtain NVQ Level 4 or above qualification to equal the national average (42.8%).
- The number of people with no qualifications, decreased from 121,800 in 2019 to 91,600 in 2020.
- This equates to 30,200 fewer people with no qualifications or a decrease of 24.8% compared to a national decrease of 17.0%.
- There was still over twice as many people in the Black Country (12.5%) with no qualifications when compared to the national average (6.2%).
- To eradicate the gap with the national average, a further 46,315 working age Black Country residents are needed to obtain at least one qualification.
- The number of people qualified at NVQ Level 3 increased by 8,400 or +7.5%, compared to the England wide increase of 0.8%. In 2020, in the Black Country area, there were 16.4% of residents with NVQ Level 3. A further 5,629 residents are needed to obtain NVQ Level 3 to meet the England average (17.2%).
- The number of people with trade apprenticeships increased by 5,800 or +38.2%, compared to an England wide decrease of 1.2%. The Black Country area remains 0.2 percentage points above the England average (2.9% compared to 2.7%).
- NVQ Level 2 qualifications decreased by 1.1% compared to a -1.2% drop nationally. This leaves the Black Country area 2.5 percentage points above the England average (18.1% compared to 15.6%).
- The number of people with NVQ Level 1 decreased by 9.7% against the England drop of 1.4%. The Black Country area remains 1.6 percentage points above the England average (11.5% compared to 9.9%).
- The number of people with other qualifications decreased by 3.3% against the England drop of 15.4%. The Black Country area remains 4.0 percentage point above the England average (9.7% compared to 5.7%).

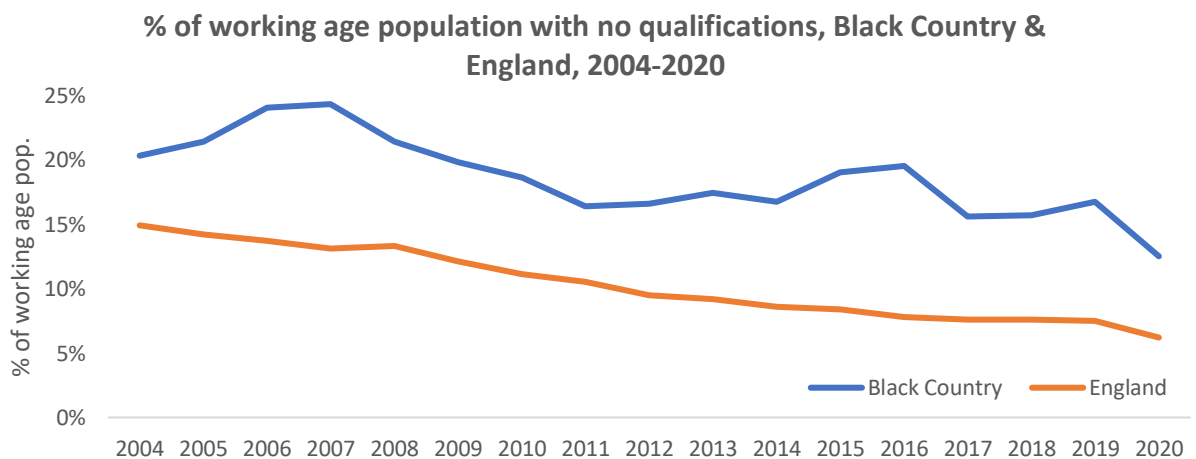
Black Country Qualifications

	Black Country 2019		Black Country 2020		England 2020	Black Country Change 2019-2020	England Change 2019-2020	Gap to England
% with NVQ4+	180,300	24.7%	210,600	28.8%	42.8%	16.8%	7.2%	102,011
% with NVQ3 only	111,600	15.3%	120,000	16.4%	17.2%	7.5%	0.8%	5,629
% with Trade Apprenticeships	15,200	2.1%	21,000	2.9%	2.7%	38.2%	-1.2%	Above England
% with NVQ2 only	134,000	18.4%	132,500	18.1%	15.6%	-1.1%	-1.2%	Above England
% with NVQ1 only	93,000	12.8%	84,000	11.5%	9.9%	-9.7%	-1.4%	Above England
% with other qualifications (NVQ)	73,200	10.0%	70,800	9.7%	5.7%	-3.3%	-15.4%	Above England
% with no qualifications (NVQ)	121,800	16.7%	91,600	12.5%	6.2%	-24.8%	-17.0%	- 46,315

Timeseries



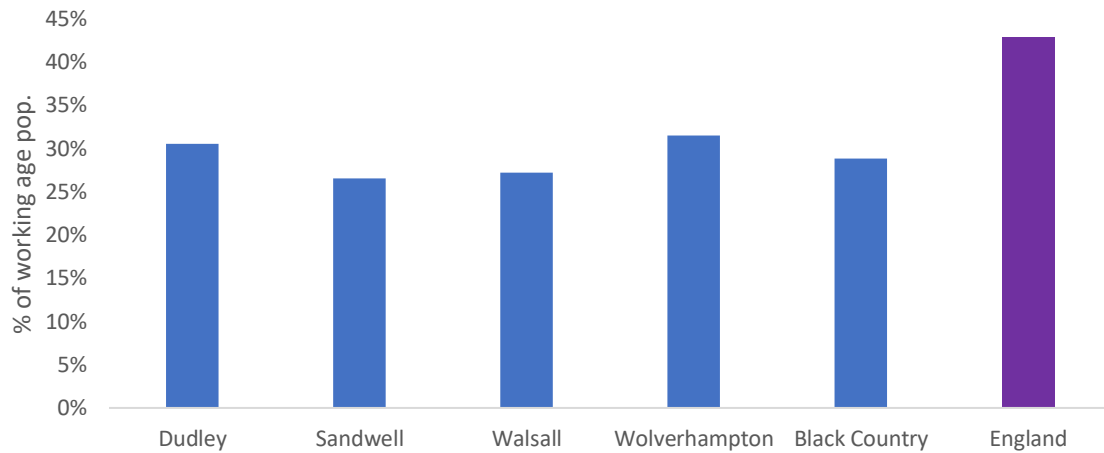
- Since 2004, the number of working age residents in the Black Country with NVQ Level 4+ has increased by 77.3% (+91,800) compared to a rise of 83.0% for England.



- Since 2004, the number of working age residents in the Black Country with no qualifications has decreased by 31.8% (-42,800) compared to a decrease of 53.8% for England.

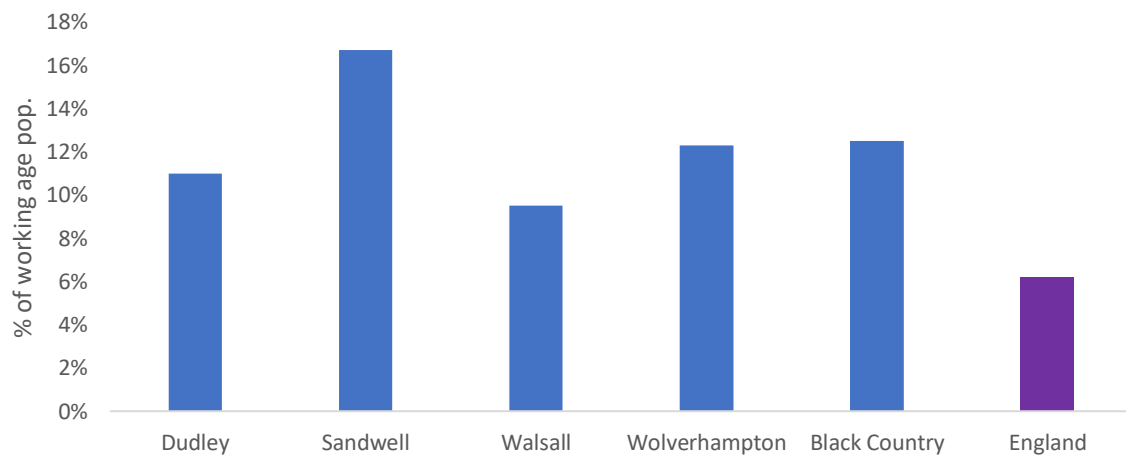
Black Country Local Authorities:

% of working age population with NVQ4+ qualifications, across the Black Country & England, 2020



- Wolverhampton was the closest to the national average in terms of NVQ Level 4+ qualifications and increased by 25.6% (+10,400) compared to 2019. Walsall was the only local authority in the Black Country to experience a decrease since 2019, which was by -1.1% (-500) to 27.2% in 2020. Dudley increased by 24.1% (+11,300) to reach 30.5% in 2020 and Sandwell increased by 19.8% (+9,000) to reach 26.5%.

% of working age population with no qualifications, across the Black Country & England, 2020



- Walsall was the closest to the national average in terms of no qualifications and decreased by 21.9% (-4,600) compared to 2019. All local authorities decreased since 2019, with Dudley decreasing by 32.6% (-10,100) to 11.0% in 2020. Wolverhampton decreased by 29.4% (-8,300) to 12.3% and Sandwell decreased by 17.3% (-7,200) to 16.7% in 2020.